Schleuniger

PowerStrip 9580

Automatic Cut & Strip Machine

Parts Catalog

Software Version 8.0x| Edition 1.0 (09-2020)

To Be Precise.

Schleuniger AG
Bierigutstrasse 9
3608 Thun
Switzerland
P +41 (0)33 334 03 33
F +41 (0)33 334 03 34
info@schleuniger.ch
www.schleuniger.com

Schleuniger AG
Gewerbestrasse 14
6314 Unteraegeri
Switzerland
P +41 (0)41 754 53 53
F +41 (0)41 754 53 50
solutions@schleuniger.ch
www.schleuniger.com

Schleuniger GmbH
Raiffeisenstrasse 14
42477 Radevormwald
Germany
P +49 (0)21 959 29-0
F +49 (0)21 959 29-105
info@schleuniger.de
www.schleuniger.com

Schleuniger Test Automation GmbH
Steinung 3.1
71131 Jettingen
Germany
P +49 74 52 74 062 80
F +49 74 52 74 062 90
info.testautomation@schleuniger.com
www.schleuniger.com

Schleuniger, Inc.
87 Colin Drive
Manchester, NH 03103
USA
P +1 (603) 668 81 17
F +1 (603) 668 81 19
sales@schleuniger.com
www.schleuniger-na.com

Schleuniger Japan Co., Ltd.
1726-15, Higashi-Naganuma,
Inagi-city, Tokyo
Japan
P +81 42 401 6581
F +81 42 379 3524
sales@schleuniger.co.jp
www.schleuniger.co.jp

Schleuniger Trading (Shanghai) Co., Ltd.
108, BH Center
7755 Zhongchun Rd
Shanghai, 201101
China
P +86 (21) 62 52 66 77
F +86 (21) 62 40 86 55
sales@schleuniger.com.cn
www.schleuniger.cn

Schleuniger Machinery (Tianjin) Co., Ltd.
A-101 & B-101, D9 Building, No 1 Xuefu West Road,
Xuefu Industrial Zone
Xiqing Qu, Tianjin Shi 300392
China
P +86 (22) 8371 3090
salesstj@schleuniger.com.cn
www.schleuniger.cn

Original Instructions
The German edition of this document is the original Instructions.

Translation of the original Instructions
All non German language editions of this document are translations of the original Instructions.

© 2020 Schleuniger | ID-0000000574-001-EN
Part #: 100000653366

TOPIC LIST

ADDRESSES
Web site for our products, manufacturer address and distributors, email addresses.

- www.schleuniger.com
- info@schleuniger.ch
- Page 2

S.UNIVERSITY
The online learning platform "S.University" (schleunigeruniversity.com) provides numerous offers for education and training on operation and maintenance of the Schleuniger products. The offer is being expanded continuously.

- Page 23

BLADE
Blades, blade sets, blade accessories and special tools for wire processing.

- Page 30

OPTIONS
Options and product-specific options in the form of assemblies and components.

- Page 43

SPARE PARTS
Spare and wearing parts in the form of assemblies and individual parts.

- Page 52

EXPLODED VIEW DRAWINGS
Exploded view drawings of assemblies, sub assemblies and components.

- Page 83

TABLE OF CONTENTS

1 GENERAL 23
1.1 ABOUT THIS MANUAL 23
1.2 GENERAL SAFETY NOTES 23
1.3 MINIMUM REQUIREMENTS 23
2 BLADE SETS 20 mm 24
2.1 V-BLADE 20 MM 24
2.2 V-RADIUS BLADE 20 MM 25
2.3 RADIUS BLADE 20 mm 25
2.3.1 Multi conductor radius blade 20 mm 26
2.4 FLAT BLADE 26
2.5 SPECIAL BLADES 27
3 BLADE SETS 16 mm 30
3.1 V-BLADE16 MM 30
3.2 V-RADIUS BLADE16 MM 30
3.3 RADIUS BLADE 16 MM 31
3.3.1 Multi conductor radius blade 16 mm 32
3.4 FLAT BLADE 33
3.5 SPECIAL BLADES 33
4 BLADES ROTARY INCISION UNIT 36
5 BLADE ACCESSORIES 36
6 GUIDES 39
6.1 GUIDE SETS 39
6.2 SWIVEL GUIDES 40
6.3 LINEAR GUIDES Y-AXIS 41
6.4 SPECIAL GUIDES 41
6.5 ROTARY INCISING GUIDES 42
6.5.1 RX 16 mm 42
6.6 GUIDES SHORT MODE 42
7 OPTIONS PRODUCT SPECIFIC 43
8 OPTIONS 46
9 SPARE PARTS 52
9.1 COMPONENTS 52

9.2 WEAR PARTS 56
9.3 ELECTRONICS 57
9.4 CUTTING UNIT SINGLE BLADE 65
9.5 CUTTING UNIT MULTIPLE BLADE 66
9.6 FEEDING UNIT BELTS 68
9.7 ROTARY INCISING UNIT 70
9.8 WIRE END MONITORING 72
9.9 REVOLVER GUIDE 72
9.10 RECOIL BRAKE 73
9.11 LENGTHS MONITORING 74
9.12 SWIVEL GUIDE 75
9.13 LINEAR GUIDE Y-AXIS 76
9.14 AIR JET UNIT 77
9.15 CUTTING UNIT BOOSTER 77
9.16 WARNING LABELS 78

10 GAUGES 79

11 TOOLS 80

12 EXPLODED VIEW DRAWINGS 83
12.1 HOUSING, SHEET 1 #10999960 84
12.2 HOUSING, SHEET 2 #10999960 86
12.3 CHASSIS STRUCTURE, POS. 1–50 #10999961 88
12.4 CHASSIS STRUCTURE, POS. 51-73 #10999961 90
12.5 ELECTRONIC BOX #10999940 92
12.6 FEEDING UNIT LEFT #10999069 94
12.7 FEEDING UNIT RIGHT #10999050 96
12.8 CUTTING UNIT SINGLE BLADE, POS. 1–50 #10999055 98
12.9 CUTTING UNIT SINGLE BLADE, POS. 51-77 #10999055 100
12.10 CUTTING UNIT MULTI BLADE, POS. 1–50 #10999010 102
12.11 CUTTING UNIT MULTI BLADE, POS. 51-95 #10999010 104
12.12 CUTTING UNIT MULTI BLADE SMARTDETECT, POS. 1–50 #10999064 106
12.13 CUTTING UNIT MULTI BLADE SMARTDETECT, POS. 51-108 #10999064 108
12.14 ROTARY INCISING UNIT #10999900 110
12.15 FRONT PLATE ROTARY INCISING UNIT #10999903 112
12.16 WIRE END MONITORING #10999800 114
12.17 REVOLVER GUIDE #10999820 116
12.18 RECOIL BRAKE #10999810 118

12.19 LENGTH MONITORING #10999830 . . . 120
12.20 SWIVEL GUIDE #10997803 . . . 122
12.21 LINEAR GUIDE Y-AXIS #10999016 . . . 124
12.22 AIR JET UNIT #10999044 . . . 126
12.23 PNEUMATIC STANDARD #10999840 . . . 128
12.24 JAM DETECTOR #10999915 . . . 130
12.25 BOOSTER CUTTING UNIT #10999019 . . . 132
12.26 PNEUMATIC BOOSTER CUTTING UNIT #10999844 . . . 134

TABLE OF PART NUMBER

100000651361 . . . 79
100000652077 . . . 64
100000652080 . . . 71
100000652140 . . . 45
100000652141 . . . 44
100000652142 . . . 44
100000652143 . . . 45
100000652145 . . . 43
100000652146 . . . 43
100000652147 . . . 53
100000652148 . . . 53
100000652149 . . . 54
100000652150 . . . 54
100000652151 . . . 54
100000652152 . . . 53
100000652153 . . . 44
100000652153 . . . 52
100000652154 . . . 54
100000652155 . . . 55
100000652156 . . . 52
100000652157 . . . 68
100000652158 . . . 67
100000652158 . . . 68
100000652158 . . . 71
100000652158 . . . 76
100000652160 . . . 80
100000652165 . . . 58
100000652396 . . . 52
100000652397 . . . 42
100000652398 . . . 42
100000652399 . . . 42
100000652400 . . . 42
100000652604 . . . 39
100000652606 . . . 39
100000652607 . . . 39
100000652608 . . . 39
100000653835 . . . 45
256.0146 . . . 81
256.0157 . . . 73
256.0157 . . . 74
256.0157 . . . 77
256.0157 . . . 77
271.0016 . . . 80
271.0030 . . . 78
272.0014 . . . 80
272.0016 . . . 80
272.0033 . . . 80
301.7030 . . . 36
401.9008 . . . 30
401.9017 . . . 30
401.9020 . . . 30
401.9501 . . . 31
401.9502 . . . 31
401.9503 . . . 31
401.9504 . . . 31
401.9505 . . . 31
401.9506 . . . 31
401.9507 . . . 31
401.9508 . . . 31
401.9508HM . . . 31
401.9509 . . . 31
401.9510 . . . 31
401.9511 . . . 31
401.9512 . . . 31
401.9513 . . . 31
401.9514 . . . 31
401.9516 . . . 31
401.9518 . . . 31
401.9520 . . . 31
401.9522 . . . 31
401.9524 . . . 31
401.9525 . . . 31
401.9526 . . . 31
401.9528 . . . 31
401.9530 . . . 31
401.9532 . . . 31
401.9533 . . . 31
401.9534 . . . 31
401.9535 . . . 31
401.9536 . . . 31
401.9538 . . . 31
401.9540 . . . 31
401.9542 . . . 31
401.9543 . . . 31
401.9544 . . . 31
401.9546 . . . 31
401.9548 . . . 32
401.9553 . . . 32

401.9558 . . . 32
401.9558HM . . . 32
401.9560 . . . 32
401.9563 . . . 32
401.9568 . . . 32
401.9570 . . . 32
401.9573 . . . 32
401.9578 . . . 32
401.9583 . . . 32
401.9588 . . . 32
401.9593 . . . 32
401.9596 . . . 32
401.9597 . . . 32
401.9598 . . . 32
401.9599 . . . 32
401.9600 . . . 32
401.9901 . . . 33
401.9903 . . . 34
401.9905 . . . 33
401.9907 . . . 33
401.9909 . . . 32
401.9911 . . . 32
401.9913 . . . 32
401.9915 . . . 32
401.9917 . . . 32
401.9919 . . . 32
401.9921 . . . 32
401.9923 . . . 32
401.9924 . . . 32
401.9925 . . . 32
401.9928 . . . 34
401.9930 . . . 34
401.9932 . . . 34
401.9934 . . . 34
401.9936 . . . 34
401.9938 . . . 34
401.9940 . . . 34
401.9950 . . . 33
401.9953 . . . 30
401.9954 . . . 30
401.9955 . . . 30
401.9956 . . . 30
401.9982 . . . 35
401.9990 . . . 35
401.9999 . . . 36
401377 . . . 36
401378 . . . 36
401379 . . . 35
401380 . . . 35
402122 . . . 37
402959 . . . 38
404172 . . . 46
404173 . . . 46
405094 . . . 30
408593 . . . 71
410229 . . . 69
410286 . . . 41
410287 . . . 41
410288 . . . 41
410289 . . . 41
410290 . . . 41
410291 . . . 41
410293 . . . 41
410294 . . . 41
410295 . . . 41
410296 . . . 41
410297 . . . 41
410441 . . . 67
410450 . . . 70
410450 . . . 72
410450 . . . 76
410451 . . . 69
410456 . . . 69
410612 . . . 38
410836 . . . 65
411221 . . . 72
411222 . . . 73
411351 . . . 64
412297 . . . 69
412484 . . . 37
412513 . . . 46
412628 . . . 65
412629 . . . 65
412630 . . . 65
414853 . . . 70
414854 . . . 70
414929 . . . 70
415075 . . . 36
415112 . . . 64
415112 . . . 73
415170 . . . 71
415171 . . . 71

415177 . . . 41
415197 . . . 40
415198 . . . 40
415199 . . . 40
415200 . . . 40
415201 . . . 40
415202 . . . 40
415203 . . . 40
415204 . . . 40
415205 . . . 40
415206 . . . 40
415207 . . . 40
415208 . . . 40
415209 . . . 40
415210 . . . 40
415211 . . . 40
415212 . . . 40
415214 . . . 40
415217 . . . 37
415956 . . . 46
415958 . . . 46
415960 . . . 47
416045 . . . 46
416064 . . . 25
416065 . . . 25
416066 . . . 25
416067 . . . 25
416069 . . . 25
416072 . . . 25
416073 . . . 25
416074 . . . 26
416075 . . . 26
416077 . . . 26
416078 . . . 25
416080 . . . 25
416081 . . . 25
416082 . . . 25
416083 . . . 25
416099 . . . 25
416101 . . . 25
416103 . . . 25
416105 . . . 25
416106 . . . 26
417725 . . . 79
418654 . . . 69
418787 . . . 46
419016 . . . 24
419174 . . . 27
419175 . . . 27
419176 . . . 27
419177 . . . 26
419178 . . . 26
419179 . . . 26
419180 . . . 26
419181 . . . 26
419182 . . . 26
419183 . . . 26
419184 . . . 26
419186 . . . 26
419187 . . . 26
419188 . . . 26
419189 . . . 28
419190 . . . 27
419191 . . . 27
419192 . . . 27
419193 . . . 27
419194 . . . 27
419195 . . . 27
419196 . . . 28
419197 . . . 41
419198 . . . 29
419561 . . . 25
419562 . . . 25
419563 . . . 25
419564 . . . 26
419725 . . . 76
419935 . . . 25
420071 . . . 46
420176 . . . 79
420177 . . . 78
420886 . . . 74
426766 . . . 56
426767 . . . 56
428037 . . . 25
429007 . . . 50
429102 . . . 55
429525 . . . 51
430628 . . . 79
431825 . . . 58
432241 . . . 57
432423 . . . 46
432424 . . . 46

432627 . . . 74
437125 . . . 60
438025 . . . 36
439233 . . . 28
439444 . . . 59
440147 . . . 56
440542 . . . 60
443085 . . . 60
443095 . . . 48
444224 . . . 67
444536 . . . 60
446242 . . . 48
446244 . . . 48
446247 . . . 48
447491 . . . 79
447709 . . . 48
448058 . . . 59
448059 . . . 59
450304 . . . 35
451253 . . . 57
451667 . . . 47
454112T . . . 62
458097 . . . 60
458997 . . . 57
459706 . . . 62
461275 . . . 63
463932 . . . 49
463958 . . . 49
463959 . . . 49
464009 . . . 49
464010 . . . 49
464013 . . . 50
464014 . . . 50
464023 . . . 50
464160 . . . 50
467079 . . . 62
467608 . . . 72
467624 . . . 59
467625 . . . 59
467628 . . . 59
467630 . . . 65
467630 . . . 67
467630 . . . 69
468022 . . . 75
468023 . . . 74
468404 . . . 29
468406 . . . 29
468448 . . . 75
468461 . . . 63
468493 . . . 75
468596 . . . 66
468607 . . . 66
468607 . . . 67
468613 . . . 77
468619 . . . 42
468620 . . . 42
468621 . . . 42
468622 . . . 42
468623 . . . 42
468624 . . . 42
468625 . . . 42
468626 . . . 42
468627 . . . 42
468628 . . . 42
468629 . . . 42
468630 . . . 42
468631 . . . 42
468632 . . . 42
468633 . . . 42
468634 . . . 42
468635 . . . 42
468637 . . . 42
468642 . . . 56
468656 . . . 77
468667 . . . 57
468710 . . . 77
468731 . . . 69
468784 . . . 71
468907 . . . 66
468930 . . . 34
469043 . . . 37
469166 . . . 63
470659 . . . 24
472423 . . . 49
472503 . . . 50
473778 . . . 69
473779 . . . 69
474515 . . . 75
477090 . . . 76
480370 . . . 47
480371 . . . 47
483668 . . . 58

484232 . . . 58
485055 . . . 78
485292 . . . 68
485292 . . . 70
485292 . . . 72
485292 . . . 76
485298 . . . 73
485360 . . . 64
485360 . . . 73
486418 . . . 64
486432 . . . 62
486471 . . . 60
487047T . . . 61
487050 . . . 61
487067T . . . 61
487884 . . . 64
489531 . . . 39
489914 . . . 28
490443 . . . 46
490448 . . . 58
494261 . . . 66
494261 . . . 68
494336 . . . 67
494342 . . . 69
494343 . . . 68
494559 . . . 71
495032 . . . 41
495033 . . . 41
495034 . . . 41
495035 . . . 41
495036 . . . 41
495040 . . . 56
495864 . . . 55
495919 . . . 55
496460 . . . 62
496461 . . . 62
496847 . . . 58
496974 . . . 78
497208 . . . 43
497213 . . . 38
497273 . . . 61
497274T . . . 61
497275T . . . 61
499334 . . . 78
499401 . . . 37
627.0002 . . . 63
627.0003 . . . 63
627.0021 . . . 63
639.0011 . . . 57
667.0022 . . . 48
701.9136 . . . 47
N -9135 . . . 75
N -9251 . . . 81

TABLE OF PART DESCRIPTION

10 conductor radius blade set 16 mm wire specific; T1 . . . 32
10 conductor radius blade set 20mm wire specific . . . 26
2 conductor radius blade set 16 mm wire specific; T1 . . . 32
2 conductor radius blade set 20mm wire specific . . . 26
2 conductor separating blade set 20mm, wire specific . . . 27
2 conductor slit blade set 16mm wire specific; T1 . . . 34
3 conductor radius blade set 16 mm wire specific; T1 . . . 32
3 conductor radius blade set 20mm wire specific . . . 26
3 conductor separating blade set 20mm, wire specific . . . 27
3 conductor slit blade set 16mm wire specific; T1 . . . 34
4 conductor radius blade set 16 mm wire specific; T1 . . . 32
4 conductor radius blade set 20mm wire specific . . . 26
4 conductor separating blade set 20mm, wire specific . . . 27
4 conductor slit blade set 16mm wire specific; T1 . . . 34
5 conductor radius blade set 16 mm wire specific; T1 . . . 32
5 conductor radius blade set 20mm wire specific . . . 26
5 conductor separating blade set 20mm, wire specific . . . 27
5 conductor slit blade set 16mm wire specific; T1 . . . 34
6 conductor radius blade set 16 mm wire specific; T1 . . . 32
6 conductor radius blade set 20mm wire specific . . . 26
6 conductor separating blade set 20mm, wire specific . . . 27
6 conductor slit blade set 16mm wire specific; T1 . . . 34
7 conductor radius blade set 16 mm wire specific; T1 . . . 32
7 conductor radius blade set 20mm wire specific . . . 26
8 conductor radius blade set 16 mm wire specific; T1 . . . 32
8 conductor radius blade set 20mm wire specific . . . 26
8 conductor U-blade set 16mm; T1 . . . 33
9 conductor radius blade set 16 mm wire specific; T1 . . . 32
9 conductor radius blade set 20mm wire specific . . . 26
Adapter tower light PPI; 300mm . . . 47
Air Dust Filter 115×115mm . . . 57
Air jet unit . . . 77
Air nozzle inside . . . 77
Air nozzle right . . . 77
Axis module 1-channel; AX8108 . . . 59
Axis module 2-channel; AX8206 . . . 59
Baffle for the Optimized Waste Disposal . . . 46
Baffle Outlet . . . 55
Baffle with buffer . . . 75
Blade cartridges set, SmartDetect . . . 37
Blade cartridges set, standard . . . 37
Blade for steel wire 16mm lower; T1 . . . 35
Blade for steel wire 16mm upper; T1 . . . 35
Blade holder . . . 70

Blade screw 36
Blade set 16.0mm; for Kevlar; T1 35
Blade set user-defined; T1 36
Blade set, 20mm, user defined 29
Blade support set 16.0mm; for Kevlar; T1 35
Blade support set 20mm; for Kevlar 28
Block blade set 16mm; T1 34
Block blade set 20mm 28
Brush no. 809-8 80
Bushing Inlet 56
Bushing outlet 57
Button illuminated 1S type CTL; 2000mm 64
Button illuminated 1S type CTL; 2000mm 73
Cabel Ethernet 300mm 59
Cable ESC bIntEStopCircuit; 10000mm 48
Cable ESC bIntEStopCircuit; 3000mm 48
Cable ESC Ramatech; 3000mm 48
Cable ESC termination 48
Cable ESC, 1000 mm 60
Cable Ethernet 500mm 62
Cable Ethernet LVDS 800mm 62
Cable ground M3; 200mm 62
Cable ground M3; 300mm 62
Cable ground M5 external; 5000mm 65
Cable PSEN ca4.1a; 1400mm 64
Cable S-Link 800 mm 60
Cable S-link M8 4p, 800 mm 61
Cable SmartDetect lower, pos. 1 (red); 730mm 61
Cable SmartDetect lower, pos. 2 (green); 730mm 61
Cable SmartDetect upper, pos. 1 (red); 690mm 61
Cable SmartDetect upper, pos. 2 (green); 690mm 61
Calibration pin for rotary incising unit 16mm 80
CAYMAN wire processing software, English, USB 46
CAYMAN wire processing software, French, USB 46
CAYMAN wire processing software, German, USB 46
CAYMAN wire processing software, Japanese, USB 46
CAYMAN wire processing software, Polish, USB 46
Centering jaws set RX, 16 mm 70
Combing unit 38
Container to system rack 46
Control element GN373372 70
Control element GN373372 72
Control element GN373372 76
Controller SmartDetect; 0pF, 2.7 kOhm 61
Counter sunk screw M2.5 x 4 37
Cover rotary incising unit 16mm 71

Cutting unit booster 45
Cutting unit multi blade 53
Cutting unit multi blade SmartDetect 54
Cutting unit single blade 53
Cutting unit SmartDetect 43
Die blade set 16mm wire specific; T1 33
Die blade set, 20mm, wire specific 27
Dongle SMG server 46
Emergency stop button Schlegel; RXJUV 64
Emergency Stop Circuit ESC 1000 48
Encoder 2000; PS28A-2000-Z6.35 75
Encoder 2000; PS28A-2000-Z8LT-D 74
Excenter spiral 75
Extension Table 46
Fan 24VDC 7W 105×105 mm; 1200 mm 63
Fan 24VDC 7W 105×105 mm; 400 mm 64
Feed belt 350-P5M/20 standard 56
Feed belt 350-RPP5M-20/NK 2.0 rhombic 56
Feed belt 350-RPPM5M/20 red 1 mm 56
Feed belt HTD 405-5M-20 black 56
Feeding unit belts, left 54
Feeding unit belts, right 54
Flat blade set 16mm, T1 33
Flat blade set, 20mm 26
Fuse 250V T10A SPT, 5×20 63
Fuse 250V T16A SPT, 5×20 63
Fuse holder FIZ; 16A/250VAC 63
Gauge 32 (light barrier Z-axis cutting unit) 61 mm 79
Gauge Z-axis kit 79
Grease Microlube GBU-Y 131 (flask 50 g) 81
Guide bush d10mm 42
Guide bush d11mm 42
Guide bush d12mm 42
Guide bush d13mm 42
Guide bush d14mm 42
Guide bush d15mm 42
Guide bush d16mm 42
Guide bush d17mm 42
Guide bush d18mm 42
Guide bush d2mm 42
Guide bush d3mm 42
Guide bush d4mm 42
Guide bush d5mm 42
Guide bush d6mm 42
Guide bush d7mm 42
Guide bush d8mm 42

Guide bush d9mm 42
Guide set d even, 18-piece 39
Guide set d uneven, 16-piece 39
Guide set d10–18mm, 18-piece 39
Guide set d2-9mm, 16-piece 39
Guide set d4–14mm, 4-pieces 39
Guide set for flat cable, cable specific 41
Guide short mode 42
Guide Wire End Monitoring 72
Hex key 2.5×150mm with handle 80
Hex key set 1.5-5.0 mm 80
Interference suppression filter FMAB 12A; 5500.2636.01 63
Jam detector 45
LED illumination 55
LED white T5,5K, 24V 64
LED white T5,5K, 24V 73
Length monitoring 44
Length monitoring encoder, diamond coated 74
Light barrier SX951; 150mm 68
Light barrier SX951; 150mm 70
Light barrier SX951; 150mm 72
Light barrier SX951; 150mm 76
Light barrier SX951; 450mm 66
Light barrier SX951; 450mm 68
Light barrier SX953; 450mm 71
Linear guide Y-axis 54
Lock clutch 81
Lock screw M5×19mm SW4 66
Locking bolt 76
Magnet 24VDC; return spring 72
Maintenance unit complete 55
Measuring tape (self-adhesive) 80
Module bSCbDrvDC-L 58
Module bSCbDrvStepperL 58
Monitor Connection Cable, 3000mm, 6G-C13 48
Monitor FPD 10.4 Inch 57
Motor BLDC Fulling 141W, 2 shafts with encoder 71
Panel arm kit 47
PCB bDrvIO 58
PCB bIntESC 60
PCB bIntMonitorFPD 60
PCB bMainController 57
PCB bMainSwitch 58
PCB bPower 58
PCB bSLiHSnPF 59
PCB bSLiPPI 59

PCB bSLiRS232 60
PCB bSLiSafety 58
PCB bSLiSMI 60
PCB Colibri T30 1GB 57
Pedal SMI Marquardt; 2000mm 47
Pinion m1 z=24 76
Power cord type CH, 2.0 m (23/C19) 65
Power cord type Europe, 3.0 m (Schuko/C19) 65
Power cord type USA, 3.0 m (USA/C19) 65
Power supply 24V 320W; RSP-320-24 62
Power supply 60V 600W; HRP-600-60SI 62
Power supply module 20A; AX8620 59
Power supply PFC 360V 1000W; SNDPF1000 63
Pressure switch PS1100-R06L-Q; plug 78
Pulley kit front drive 69
Radius blade "Zip cord" set 16mm wire specific; T1 35
Radius blade "Zip cord" set 20mm, wire specific 28
Radius blade set 16mm d0.3mm; T1 31
Radius blade set 20mm d2.0mm 25
Radius blade set with centering 16mm wire specific; T1 33
Radius blade set with centering 20mm wire specific 27
Recoil brake 44
Reed Sensor D-A93L; 250mm 73
Reed Sensor D-A93L; 500mm 78
Retrofit kit type S/M to SR/MR 43
Revolver guide unit 44
Revolver guide unit 52
RFID Chip cs4.1 64
Roll for flat ribbon cable 49
Roll for flat ribbon cable 50
Roller guide 50
Rotary blade RX 16mm, 23°/23° 36
Rotary blade RX, 16mm 36
Rotary incising unit, 16mm 55
Safety cover 52
Scotch elastic bumper self-adhesive 75
Screw; blade mounting 20mm blade 37
Screws with insulating washers; blade mounting SmartDetect 37
Shifting adapter 49
Shifting adapter 51
Short mode unit 43
Sleeve diamond coated to recoil brake 74
Slitting Blade for Slitting Unit 38
Slitting blade set 16mm wire specific; T1 34
Slitting blade set, 20mm, wire specific 28
Slitting unit 38

Solenoid valve 3/2; VP342T-5LOZ1-01FA 78
Solenoid valve 5/2; SY3120-5LOU-C4-Q 73
Solenoid valve 5/2; SY3120-5LOU-C4-Q 74
Solenoid valve 5/2; SY3120-5LOU-C4-Q 77
Solenoid valve 5/2; SY3120-5LOU-C4-Q 77
Spring to blade holder 70
Stepper motor 2.3Nm 2 shafts 75
Stepper motor 2.3Nm 2 shafts with brake 68
Stepper motor 2.3Nm 2 shafts with encoder 67
Stepper motor 2.3Nm 2 shafts with encoder 68
Stepper motor 2.3Nm 2 shafts with encoder 71
Stepper motor 2.3Nm 2 shafts with encoder 76
Sticker “High residual voltage, wait before opening” 79
Sticker „Caution do not stear into“ 78
Sticker „Caution for strong magnetic field“ 78
Sticker „Prohibition for Pacemakers“ 79
Sticker „Unplug the machine from the mains- and the air pressure supply“ 79
Swivel guide unit 53
Synchronous motor Beckhoff 1380W 65
Synchronous motor Beckhoff 1380W 67
Synchronous motor Beckhoff 1380W 69
System Rack 46
Timing belt 270-5M-15 HTD 69
Timing belt 276-3M-6 HTD 71
Timing belt 291-3M-9 HTD 69
Timing belt 297-3M-9 HTD 67
Timing belt 300-5M-15 HTD 69
Timing belt 325-5M-15 HTD 66
Timing belt 420-3M-6 HTD 71
Timing belt 753-3M-9 HTD 71
Timing Belt Pulley 3HTD z=44 67
Timing belt pulley HTD 5 z=20 69
Timing belt pulley HTD 5 z=22 66
Timing belt pulley HTD 5 z=22 67
Timing belt pulley HTD3M z=30 68
Timing belt Twinpower 1100-5M-15 HTD 67
Tower light SMI magnet; 2000mm 47
Tube cutting blade 16mm lower; T1 36
Tube cutting blade 16mm upper; T1 36
Tube cutting blade 20mm lower 29
Tube cutting blade 20mm upper 29
U-blade set 16mm wire specific; T1 34
U-blade set 20mm wire specific 27
USB data storage medium 46
Vacuum unit 45
V-blade set 16mm HM; T1 30

V-blade set 16mm HSS; 60°; T1 . . . 30
V-blade set 16mm HSS; T1 . . . 30
V-blade set 16mm solid; T1 . . . 30
V-blade set 20mm solid wire . . . 24
V-blade set 20mm, HSS . . . 24
V-radius blade set 16mm r2mm; T1 . . . 30
V-radius blade set 16mm r3mm; T1 . . . 30
V-radius blade set 16mm r4mm; T1 . . . 30
V-radius blade set 16mm r5mm; T1 . . . 30
V-radius blade set 20m r1mm (thickness 0.7 mm) . . . 25
V-radius blade set 20mm r2mm . . . 25
Wire end monitoring . . . 52
Wire guide . . . 73
Wire straightener type 1 . . . 49
Wire straightener type 2 . . . 49
Wire straightener type 3 . . . 50
Wire straightener type 4 . . . 50
Wire straightener vertical type 1 . . . 49
Wire straightener vertical type 2 . . . 49
Wire straightener vertical type 3 . . . 50
Wire straightener vertical type 4 . . . 50
X conductor radius blade set 16 mm wire specific; T1 . . . 32
X conductor radius blade set 20mm wire specific . . . 26
X conductor separating blade set 20mm, wire specific . . . 27
X conductor slit blade set 16mm wire specific; T1 . . . 34
Y Cable HS/PF . . . 47

GENERAL

1.1 ABOUT THIS MANUAL

This document is part of the *"ORIGINAL OPERATING INSTRUCTIONS"* and only valid as a whole.

The exploded view drawings contain all spare parts of the *PowerStrip 9580*. However, for orders out of the exploded views, we strongly recommend to order complete assemblies.

1.2 GENERAL SAFETY NOTES

- Before carrying out any maintenance or repair work, disconnect the machine from the mains and/or from the compressed air supply.
- Only use original Schleuniger equipment, especially interface connection cables (electromagnetic compatibility).
- Preventive maintenance and modification tasks must be carried out by appropriately qualified staff.

1.3 MINIMUM REQUIREMENTS

In the development of new products, *Schleuniger* consistently applies a modular design principle. This enables us to equip the machines with identical mechanical and electronic components. This increase in improvement and further development means, however, that not all of the machines can be used with the same version of a component. Therefore, the minimum requirements must be followed strictly when replacing components.

For this machine the following minimum requirements apply.

Parts	Component	Min. version or higher
432241	PCB bMainController	V06.00
451253	PCB Colibri T30 1GB	V01.1E
431825	PCB bDrvIO	V05.00
428039	PCB bSlaveController	V04.00
490448	PCB bMainSwitch	V01.00
483668	PCB bSLiSafety	V03.10
484232	PCB bPower	V02.00
483666	PCB bDrvStepperL	V07.00
465165	PCB bDrvDC-L	V05.00
458997	Monitor FPD 10.4 Inch	V01.01
448058	PCB bSLiPPI	V02.00
448059	PCB bSLiHSnPF	V02.00
440542	PCB bSLiRS232	V05.20
437125	PCB bSLiSMI	V04.20
443085	PCB bIntEStopCircuit	V03.00
487050	SmartDetect Controller	V01.00

BLADE SETS 20 mm

All blade sets 20mm consist of:

- 2 pcs. blades
- 2 pcs. screws, blade mounting



All blade sets 20mm are compatible with:

- Blade cartridge set, SmartDetect

In order to mount the blades, SmartDetect screws and insulating washers are required, see screw set *"Page 36"*.



- Blade cartridges set, standard

2.1 V-BLADE 20 MM

Parts #	Description	Model	Illustration
419016	V-blade set 20mm, HSS		
470659	V-blade set 20mm solid wire		

2.2 V-RADIUS BLADE 20 MM

Parts #	Description	Model	Illustration
419935	V-radius blade set 20m r1mm (thickness 0.7 mm)		
416064	V-radius blade set 20mm r2mm		

2.3 RADIUS BLADE 20 mm

Parts	Description	Model	Illustration
428037	Radius blade set 20mm d2.0mm		
416078	Radius blade set 20mm d2.5mm		
416080	Radius blade set 20mm d3.0mm		
416081	Radius blade set 20mm d3.5mm		
416082	Radius blade set 20mm d4.0mm		
416083	Radius blade set 20mm d4.5mm		
416099	Radius blade set 20mm d5.0mm		
419561	Radius blade set 20mm d5.5mm		
416065	Radius blade set 20mm d6.0mm		
416101	Radius blade set 20mm d6.5mm		
416066	Radius blade set 20mm d7.0mm		
419562	Radius blade set 20mm d7.5mm		
416067	Radius blade set 20mm d8.0mm		
416103	Radius blade set 20mm d8.5mm		
416069	Radius blade set 20mm d9.0mm		
419563	Radius blade set 20mm d9.5mm		
416072	Radius blade set 20mm d10.0mm		
416105	Radius blade set 20mm d10.5mm		
416073	Radius blade set 20mm d11.0mm		

Parts	Description	Model	Illustration
416106	Radius blade set 20mm d11.5mm		
416074	Radius blade set 20mm d12.0mm		
419564	Radius blade set 20mm d12.5mm		
416075	Radius blade set 20mm d13.0mm		
416077	Radius blade set 20mm d14.0mm		

2.3.1 Multi conductor radius blade 20 mm

Parts	Description	Model	Illustration
419178	2 conductor radius blade set 20mm wire specific		
419179	3 conductor radius blade set 20mm wire specific		
419180	4 conductor radius blade set 20mm wire specific		
419181	5 conductor radius blade set 20mm wire specific		
419182	6 conductor radius blade set 20mm wire specific		
419183	7 conductor radius blade set 20mm wire specific		
419184	8 conductor radius blade set 20mm wire specific		
419186	9 conductor radius blade set 20mm wire specific		
419187	10 conductor radius blade set 20mm wire specific		
419188	X conductor radius blade set 20mm wire specific		

2.4 FLAT BLADE

Parts #	Description	Model	Illustration
419177	Flat blade set, 20mm		

2.5 SPECIAL BLADES

Parts #	Description	Model	Illustration
419174	Die blade set, 20mm, wire specific		

Parts #	Description	Model	Illustration
419176	Radius blade set with centering 20mm wire specific		

Parts #	Description	Model	Illustration
419175	U-blade set 20mm wire specific		

Parts #	Description	Model	Illustration
419190	2 conductor separating blade set 20mm, wire specific		
419191	3 conductor separating blade set 20mm, wire specific		
419192	4 conductor separating blade set 20mm, wire specific		
419193	5 conductor separating blade set 20mm, wire specific		
419194	6 conductor separating blade set 20mm, wire specific		
419195	X conductor separating blade set 20mm, wire specific		

Parts #	Description	Model	Illustration
419189	Slitting blade set, 20mm, wire specific		

Parts #	Description	Model	Illustration
489914	Block blade set 20mm		

Parts #	Description	Model	Illustration
419196	Radius blade "Zip cord" set 20mm, wire specific		

Parts #	Description	Model	Illustration
439233	Blade support set 20mm; for Kevlar		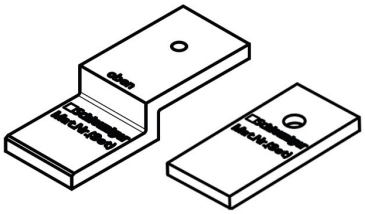

Parts #	Description	Model	Illustration
468406	Tube cutting blade 20mm lower		
468404	Tube cutting blade 20mm upper		
419198	Blade set, 20mm, user defined		

BLADE SETS 16 mm

All blade sets 16mm consist of:

- 1 pc. blade upper
- 1 pc. blade lower
- 2 pcs. screws, blade mounting

All blade sets 16mm are compatible with:
Blade cartridges set, standard



3.1 V-BLADE16 MM

Parts #	Description	Model	Illustration
401.9008	V-blade set 16mm HSS; T1		
401.9020	V-blade set 16mm HSS; 60°; T1		
401.9017	V-blade set 16mm HM; T1		
405094	V-blade set 16mm solid; T1		

3.2 V-RADIUS BLADE16 MM

Parts #	Description	Model	Illustration
401.9953	V-radius blade set 16mm r2mm; T1		
401.9954	V-radius blade set 16mm r3mm; T1		
401.9955	V-radius blade set 16mm r4mm; T1		
401.9956	V-radius blade set 16mm r5mm; T1		

3.3 RADIUS BLADE 16 MM

Parts	Description	Model	Illustration
401.9501	Radius blade set 16mm d0.3mm; T1		
401.9502	Radius blade set 16mm d0.4mm; T1		
401.9503	Radius blade set 16mm d0.5mm; T1		
401.9504	Radius blade set 16mm d0.6mm; T1		
401.9505	Radius blade set 16mm d0.7mm; T1		
401.9506	Radius blade set 16mm d0.8mm; T1		
401.9507	Radius blade set 16mm d0.9mm; T1		
401.9508	Radius blade set 16mm d1.0mm; T1		
401.9508HM	Radius blade set 16mm d1.0mm HM; T1		
401.9509	Radius blade set 16mm d1.1mm; T1		
401.9510	Radius blade set 16mm d1.2mm; T1		
401.9511	Radius blade set 16mm d1.3mm; T1		
401.9512	Radius blade set 16mm d1.4mm; T1		
401.9513	Radius blade set 16mm d1.5mm; T1		
401.9514	Radius blade set 16mm d1.6mm; T1		
401.9516	Radius blade set 16mm d1.8mm; T1		
401.9518	Radius blade set 16mm d2.0mm; T1		
401.9520	Radius blade set 16mm d2.2mm; T1		
401.9522	Radius blade set 16mm d2.4mm; T1		
401.9525	Radius blade set 16mm d2.5mm; T1		
401.9524	Radius blade set 16mm d2.6mm; T1		
401.9526	Radius blade set 16mm d2.8mm; T1		
401.9528	Radius blade set 16mm d3.0mm; T1		
401.9530	Radius blade set 16mm d3.2mm; T1		
401.9532	Radius blade set 16mm d3.4mm; T1		
401.9533	Radius blade set 16mm d3.5mm; T1		
401.9534	Radius blade set 16mm d3.6mm; T1		
401.9535	Radius blade set 16mm d3.7mm; T1		
401.9536	Radius blade set 16mm d3.8mm; T1		
401.9538	Radius blade set 16mm d4.0mm; T1		
401.9540	Radius blade set 16mm d4.2mm; T1		
401.9542	Radius blade set 16mm d4.4mm; T1		
401.9543	Radius blade set 16mm d4.5mm; T1		
401.9544	Radius blade set 16mm d4.6mm; T1		
401.9546	Radius blade set 16mm d4.8mm; T1		

Parts	Description	Model	Illustration
401.9548	Radius blade set 16mm d5.0mm; T1		
401.9553	Radius blade set 16mm d5.5mm; T1		
401.9558	Radius blade set 16mm d6.0mm; T1		
401.9558HM	Radius blade set 16mm d6.0mm HM; T1		
401.9560	Radius blade set 16mm d6.2mm; T1		
401.9563	Radius blade set 16mm d6.5mm; T1		
401.9568	Radius blade set 16mm d7.0mm; T1		
401.9570	Radius blade set 16mm d7.2mm; T1		
401.9573	Radius blade set 16mm d7.5mm; T1		
401.9578	Radius blade set 16mm d8.0mm; T1		
401.9583	Radius blade set 16mm d8.5mm; T1		
401.9588	Radius blade set 16mm d9.0mm; T1		
401.9593	Radius blade set 16mm d9.5mm; T1		
401.9598	Radius blade set 16mm d10.0mm; T1		
401.9597	Radius blade set 16mm d10.5mm; T1		
401.9599	Radius blade set 16mm d11.0mm; T1		
401.9596	Radius blade set 16mm d11.5mm; T1		
401.9600	Radius blade set 16mm d12.0mm; T1		

3.3.1 Multi conductor radius blade 16 mm

Parts	Description	Model	Illustration
401.9909	2 conductor radius blade set 16 mm wire specific; T1		
401.9911	3 conductor radius blade set 16 mm wire specific; T1		
401.9913	4 conductor radius blade set 16 mm wire specific; T1		
401.9915	5 conductor radius blade set 16 mm wire specific; T1		
401.9917	6 conductor radius blade set 16 mm wire specific; T1		
401.9919	7 conductor radius blade set 16 mm wire specific; T1		
401.9921	8 conductor radius blade set 16 mm wire specific; T1		
401.9923	9 conductor radius blade set 16 mm wire specific; T1		
401.9924	10 conductor radius blade set 16 mm wire specific; T1		
401.9925	X conductor radius blade set 16 mm wire specific; T1		

3.4 FLAT BLADE

Parts #	Description	Model	Illustration
401.9907	Flat blade set 16mm, T1		

3.5 SPECIAL BLADES

Parts #	Description	Model	Illustration
401.9950	8 conductor U-blade set 16mm; T1		

Parts #	Description	Model	Illustration
401.9901	Die blade set 16mm wire specific; T1		

Parts #	Description	Model	Illustration
401.9905	Radius blade set with centering 16mm wire specific; T1		

Parts #	Description	Model	Illustration
401.9903	U-blade set 16mm wire specific; T1		

Parts #	Description	Model	Illustration
401.9930	2 conductor slit blade set 16mm wire specific; T1		
401.9932	3 conductor slit blade set 16mm wire specific; T1		
401.9934	4 conductor slit blade set 16mm wire specific; T1		
401.9936	5 conductor slit blade set 16mm wire specific; T1		
401.9938	6 conductor slit blade set 16mm wire specific; T1		
401.9940	X conductor slit blade set 16mm wire specific; T1		

Parts #	Description	Model	Illustration
401.9928	Slitting blade set 16mm wire specific; T1		

Parts #	Description	Model	Illustration
468930	Block blade set 16mm; T1		

Parts #	Description	Model	Illustration
401.9990	Radius blade "Zip cord" set 16mm wire specific; T1		

Parts #	Description	Model	Illustration
401380	Blade for steel wire 16mm upper; T1		
401379	Blade for steel wire 16mm lower; T1		

Parts #	Description	Model	Illustration
401.9982	Blade set 16.0mm; for Kevlar; T1		
450304	Blade support set 16.0mm; for Kevlar; T1		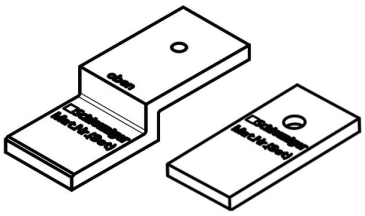

Parts #	Description	Model	Illustration
401377	Tube cutting blade 16mm lower; T1		
401378	Tube cutting blade 16mm upper; T1		
401.9999	Blade set user-defined; T1		

BLADES ROTARY INCISION UNIT

Parts #	Description	Model	Illustration
415075	Rotary blade RX, 16mm (ordering quantity 2 pcs.)	SR, MR	
438025	Rotary blade RX 16mm, 23°/23° (ordering quantity 2 pcs.)	SR, MR	

BLADE ACCESSORIES

Parts #	Description	Model	Illustration
301.7030	Blade screw	-	

Parts #	Description	Model	Illustration
412484	Screw; blade mounting 20mm blade	-	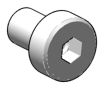
499401	Screws with insulating washers; blade mounting SmartDetect (Delivery quantity 20 pcs.)	-	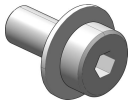
402122	Counter sunk screw M2.5 x 4 Blade attachment rotary incising unit (order quantity 2 pcs.)	-	
468653	Blade cartridges set, standard	M, MR	
469043	Blade cartridges set, SmartDetect	M, MR	

Parts #	Description	Model	Illustration
497213	Combing unit	M, MR	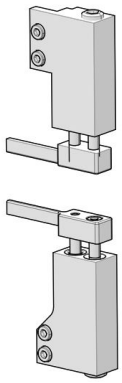
410612	Slitting unit	M, MR	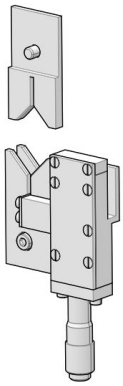
402959	Slitting Blade for Slitting Unit	-	

GUIDES

6.1 GUIDE SETS

Parts	Description	Model	Illustration
100000652604	Guide set d2-9mm, 16-piece per diameter consisting of: ■ Swivel guide ■ Right guide	-	
489531	Guide set d10–18mm, 18-piece per diameter consisting of: ■ Swivel guide ■ Right guide	-	
100000652606	Guide set d uneven, 16-piece per diameter consisting of: ■ Swivel guide ■ Right guide	-	
100000652607	Guide set d even, 18-piece per diameter consisting of: ■ Swivel guide ■ Right guide	-	
100000652608	Guide set d4–14mm, 4-pieces	RX 16mm	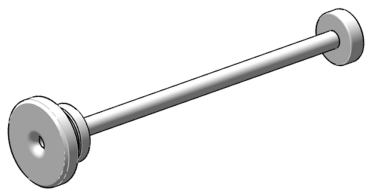

6.2 SWIVEL GUIDES

Parts #	Description	Model	Illustration
415197	d2mm		
415198	d3mm		
415199	d4mm		
415200	d5mm		
415201	d6mm		
415202	d7mm		
415203	d8mm		
415204	d9mm		
415205	d10mm		
415206	d11mm		
415207	d12mm		
415208	d13mm		
415209	d14mm		
415210	d15mm		
415211	d16mm		
415212	d17mm		
415214	d18mm		

6.3 LINEAR GUIDES Y-AXIS

Parts #	Description	Model	Illustration
495032	d2mm		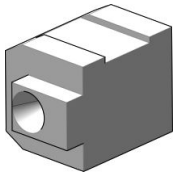
495033	d3mm		
495034	d4mm		
495035	d5mm		
495036	d6mm		
410286	d7mm		
410287	d8mm		
410288	d9mm		
410289	d10mm		
410290	d11mm		
410291	d12mm		
415177	d13mm		
410293	d14mm		
410294	d15mm		
410295	d16mm		
410296	d17mm		
410297	d18mm		

6.4 SPECIAL GUIDES

Parts #	Description	Model	Illustration
419197	Guide set for flat cable, cable specific		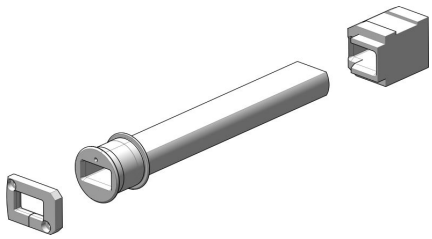

6.5 ROTARY INCISING GUIDES

6.5.1 RX 16 mm

Parts	Description	Model	Illustration
100000652397	d4.0mm		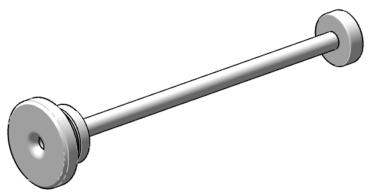
100000652398	d7.0mm		
100000652399	d10.0mm		
100000652400	d14.0mm		

6.6 GUIDES SHORT MODE

Parts #	Description	Model	Illustration
468637	Guide short mode consisting of: ▪ Guide holder short mode ▪ Guide bush d2 ▪ Guide bush d3 ▪ Guide bush d4		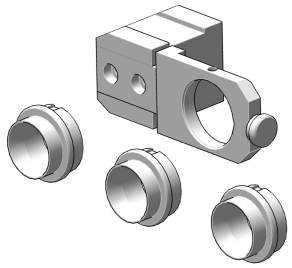
468623	Guide bush d2mm		
468624	Guide bush d3mm		
468625	Guide bush d4mm		
468626	Guide bush d5mm		
468627	Guide bush d6mm		
468628	Guide bush d7mm		
468629	Guide bush d8mm		
468630	Guide bush d9mm		
468631	Guide bush d10mm		
468632	Guide bush d11mm		
468633	Guide bush d12mm		
468634	Guide bush d13mm		
468635	Guide bush d14mm		
468619	Guide bush d15mm		
468620	Guide bush d16mm		
468621	Guide bush d17mm		
468622	Guide bush d18mm		

OPTIONS PRODUCT SPECIFIC

Parts	Description	Model	Illustration
497208	Short mode unit consisting of: ■ 2 pcs. feed belt HTD 405-5M-20 black ■ Support pulley upper and lower ■ Guide bush d2 ■ Guide bush d3 ■ Guide bush d4		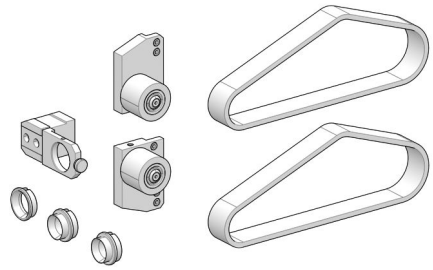
100000652146	Cutting unit SmartDetect consisting of: ■ Cutting unit SmartDetect ■ Controller SmartDetect ■ Cable S-link 800mm ■ Blade cartridges set, SmartDetect ■ Screws for blade mounting with insulating washers (20 pcs.) ■ Small parts		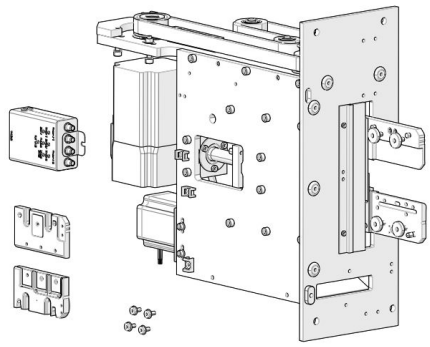
100000652145	Retrofit kit type S/M to SR/MR consisting of: ■ Rotary incising unit ■ Module bSCbDrvDC-L ■ Cable Ethernet 300mm ■ Cable Supply Drv. 700mm ■ Cable STO interlock 700mm ■ Small parts		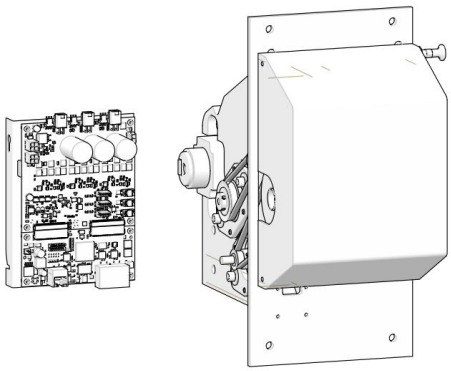

Parts	Description	Model	Illustration
100000652141	Recoil brake		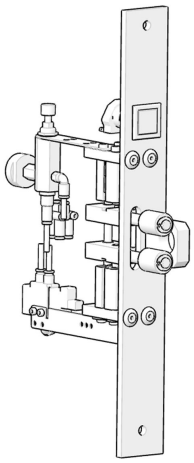
100000652142	Length monitoring		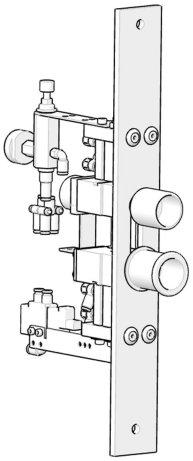
100000652153	Revolver guide unit		

Parts	Description	Model	Illustration
100000652140	Cutting unit booster		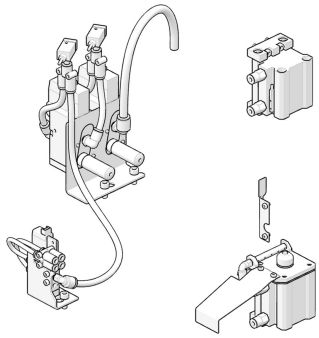
100000653835	Vacuum unit		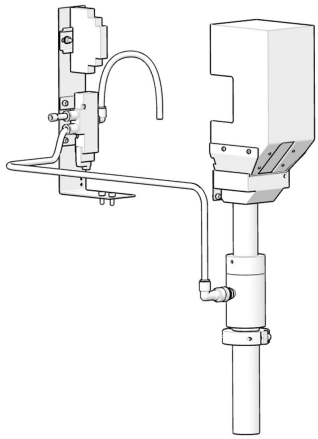
100000652143	Jam detector		

OPTIONS

Parts #	Description	Model	Illustration
404173	CAYMAN wire processing software, German, USB	-	CAYMAN WIRE PROCESSING SOFTWARE
404172	CAYMAN wire processing software, English, USB		
432423	CAYMAN wire processing software, French, USB		
432424	CAYMAN wire processing software, Polish, USB		
418787	CAYMAN wire processing software, Japanese, USB		
490443	Dongle SMG server		
416045	USB data storage medium		
412513	System Rack see document *„Ordering guide No. 273.0037“*	-	
415958	Extension Table	-	
420071	Baffle for the Optimized Waste Disposal (only in combination with the system rack)	-	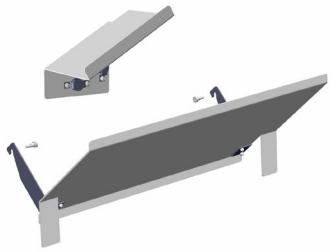
415956	Container to system rack	-	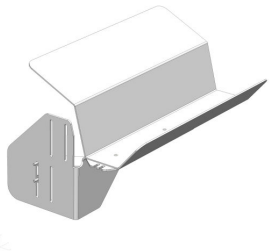

Parts #	Description	Model	Illustration
415960	Panel arm kit		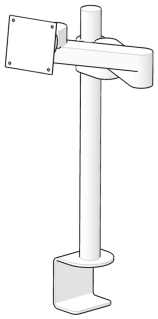
451667	Pedal SMI Marquardt; 2000mm	-	
480370	Tower light SMI magnet; 2000mm (requires the optional SMI interface or the adapter 480371)		
480371	Adapter tower light PPI; 300mm		
701.9136	Y Cable HS/PF	-	

Parts #	Description	Model	Illustration
443095	Emergency Stop Circuit ESC 1000 Inclusive: ■ 2 pcs. Cable ESC Termination ■ 4 pcs. Monitor Connection Cable 3000mm 6G–C13 ■ 1 pcs. Power cord (country specific) ■ 1 pcs. Cable ESC bIntEStopCircuit 3000mm ■ 1 pcs. Cable ESC bIntEStopCircuit 10000mm ■ 1 pcs. Cable ESC Neutrik 3P 10000mm ■ 1 pcs. Cable ESC PS 9550 Safety 3000mm ■ 1 pcs. Cable ESC PS 9550 Safety 10000mm	-	
446242	Cable ESC bIntEStopCircuit; 3000mm	-	
446244	Cable ESC bIntEStopCircuit; 10000mm	-	
446247	Cable ESC termination	-	
447709	Cable ESC Ramatech; 3000mm	-	
667.0022	Monitor Connection Cable, 3000mm, 6G-C13	-	

Parts #	Description	Model	Illustration
463959	Wire straightener vertical type 1 8 mm	-	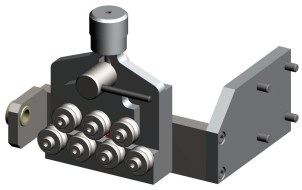
463958	Wire straightener type 1 8 mm	-	
464009	Wire straightener vertical type 2 12.5 mm	-	
472423	Roll for flat ribbon cable Order quantity 5 pcs. for wire straightener 12.5mm, 464009	-	
464010	Wire straightener type 2 12.5 mm	-	
463932	Shifting adapter (for wire straightener)	-	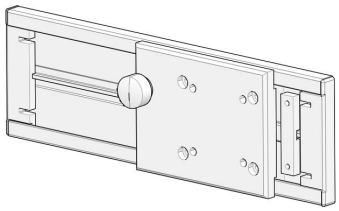

Parts #	Description	Model	Illustration
464014	Wire straightener vertical type 3 16 mm	-	
464013	Wire straightener type 3 16 mm	-	
472503	Wire straightener vertical type 4 16 mm	-	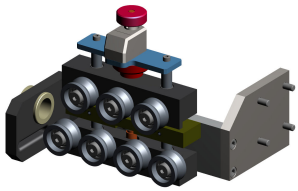
464023	Wire straightener type 4 16 mm	-	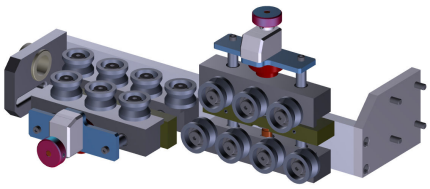
464160	Roll for flat ribbon cable Order quantity 7 pcs. for wire straightener 16mm, 464014, 472503		
429007	Roller guide (incl. shifting adapter)		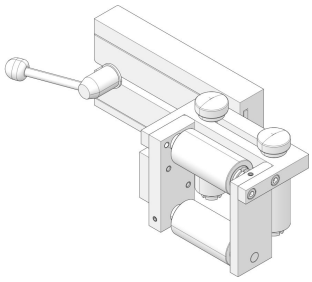

Parts #	Description	Model	Illustration
429525	Shifting adapter (for feeding aids)		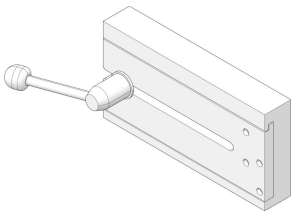

SPARE PARTS

9.1 COMPONENTS

Parts	Description	Model	Illustration
100000652156	Safety cover		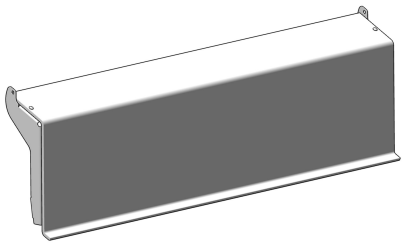
100000652396	Wire end monitoring		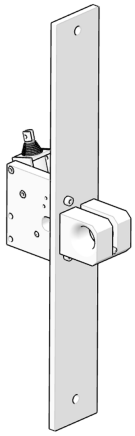
100000652153	Revolver guide unit		

Parts	Description	Model	Illustration
100000652152	Swivel guide unit		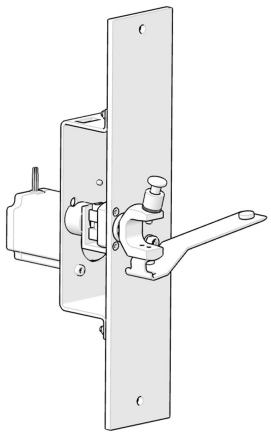
100000652147	Cutting unit single blade		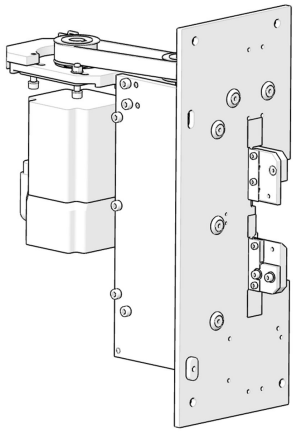
100000652148	Cutting unit multi blade		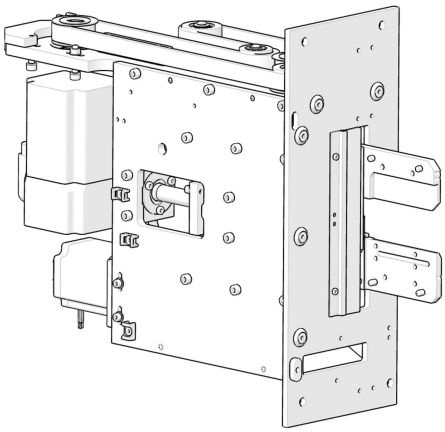

Parts	Description	Model	Illustration
100000652149	Cutting unit multi blade SmartDetect		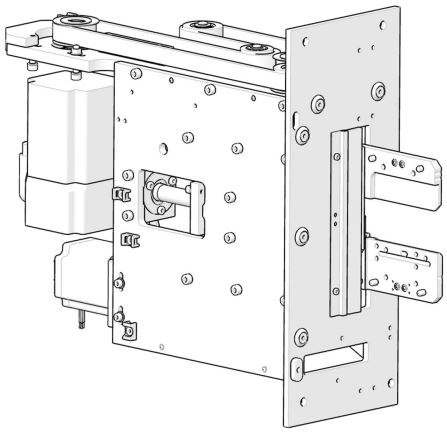
100000652154	Linear guide Y-axis		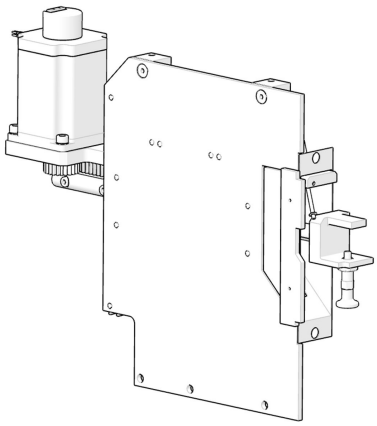
100000652150	Feeding unit belts, left		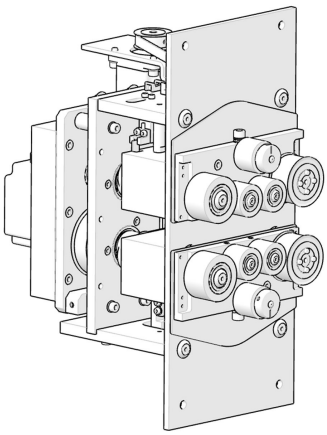
100000652151	Feeding unit belts, right		

Parts	Description	Model	Illustration
100000652155	Rotary incising unit, 16mm		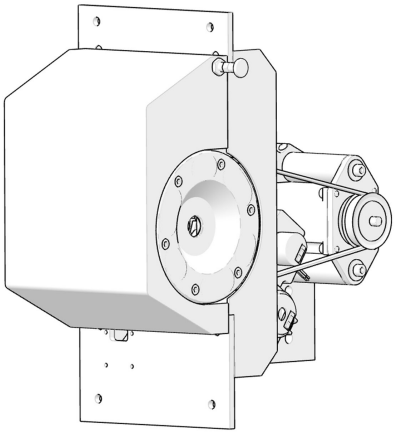
495919	LED illumination		
495864	Maintenance unit complete	-	
429102	Baffle Outlet	-	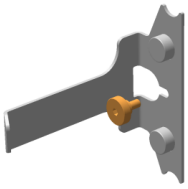

9.2 WEAR PARTS

Parts #	Description	Model	Illustration
426766	Feed belt 350-P5M/20 standard (Order quantity 4 pcs.)		
426767	Feed belt 350-RPPM5M/20 red 1 mm (Order quantity 4 pcs.)		
495040	Feed belt 350-RPP5M-20/NK 2.0 rhombic (Order quantity 4 pcs.)		
468642	Feed belt HTD 405-5M-20 black for short mode unit (Order quantity 2 pcs.)		
440147	Bushing Inlet	-	

Parts #	Description	Model	Illustration
468667	Bushing outlet		
639.0011	Air Dust Filter 115×115mm	-	

9.3 ELECTRONICS

Parts	Description	Model	Illustration
458997	Monitor FPD 10.4 Inch	-	
432241	PCB bMainController Minimum requirements, see *"Page 23"*	-	
451253	PCB Colibri T30 1GB Minimum requirements, see *"Page 23"*	-	

Parts	Description	Model	Illustration
431825	PCB bDrvIO Minimum requirements, see *"Page 23"*	-	
490448	PCB bMainSwitch Minimum requirements, see *"Page 23"*		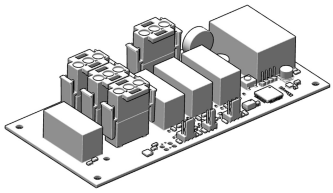
483668	PCB bSLiSafety Minimum requirements, see *"Page 23"*		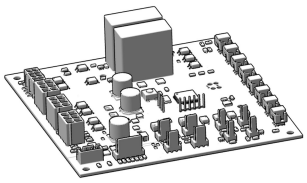
484232	PCB bPower Minimum requirements, see *"Page 23"*		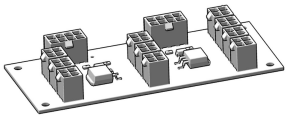
100000652165	Module bSCbDrvDC-L consisting of: ■ PCB bDrvDC-L ■ PCB bSlaveController ■ Support plate		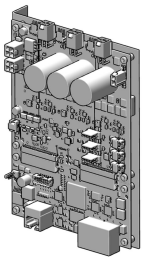
496847	Module bSCbDrvStepperL consisting of: ■ PCB bDrvStepperL ■ PCB bSlaveController ■ Support plate	-	

Parts	Description	Model	Illustration
467624	Power supply module 20A; AX8620		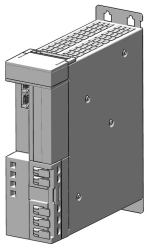
467625	Axis module 2-channel; AX8206		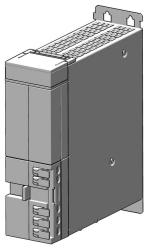
467628	Axis module 1-channel; AX8108		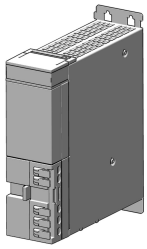
439444	Cabel Ethernet 300mm	-	
448059	PCB bSLiHSnPF Minimum requirements, see *"Page 23"*	-	
448058	PCB bSLiPPI Minimum requirements, see *"Page 23"*	-	

Parts	Description	Model	Illustration
440542	PCB bSLiRS232 Minimum requirements, see *"Page 23"*	-	
437125	PCB bSLiSMI Minimum requirements, see *"Page 23"*	-	
444536	Cable S-Link 800 mm	-	
443085	PCB bIntESC Minimum requirements, see *"Page 23"*	-	
486471	Cable ESC, 1000 mm	-	
458097	PCB bIntMonitorFPD Minimum requirements, see *"Page 23"*	-	

Parts	Description	Model	Illustration
487050	Controller SmartDetect; 0pF, 2.7 kOhm	-	
497273	Cable S-link M8 4p, 800 mm	-	
487047T	Cable SmartDetect upper, pos. 1 (red); 690mm	-	
497274T	Cable SmartDetect upper, pos. 2 (green); 690mm	-	
487067T	Cable SmartDetect lower, pos. 1 (red); 730mm	-	
497275T	Cable SmartDetect lower, pos. 2 (green); 730mm	-	

Parts	Description	Model	Illustration
496460	Cable ground M3; 200mm to cutting unit SmartDetect		
496461	Cable ground M3; 300mm to cutting unit SmartDetect		
486432	Cable Ethernet 500mm	-	
459706	Cable Ethernet LVDS 800mm	-	
467079	Power supply 60V 600W; HRP-600-60SI	-	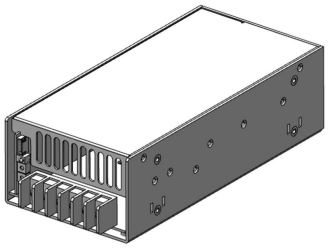
454112T	Power supply 24V 320W; RSP-320-24	-	

Parts	Description	Model	Illustration
469166	Power supply PFC 360V 1000W; SNDPF1000		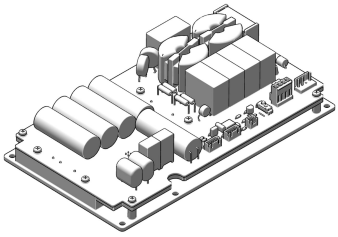
468461	Interference suppression filter FMAB 12A; 5500.2636.01		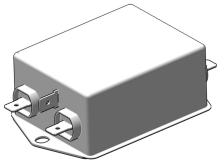
627.0021	Fuse holder FIZ; 16A/250VAC		
627.0002	Fuse 250V T10A SPT, 5×20		
627.0003	Fuse 250V T16A SPT, 5×20	-	
461275	Fan 24VDC 7W 105×105 mm; 1200 mm		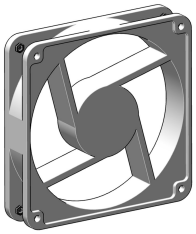

Parts	Description	Model	Illustration
486418	Fan 24VDC 7W 105×105 mm; 400 mm		
485360	Button illuminated 1S type CTL; 2000mm		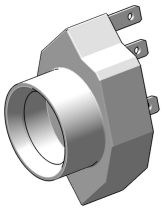
415112	LED white T5,5K, 24V		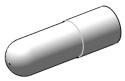
411351	Emergency stop button Schlegel; RXJUV	-	
487884	Cable PSEN ca4.1a; 1400mm (Safety switch RFID to protective devices)		
100000652077	RFID Chip cs4.1 (Actuator to safety switch RFID to protective devices)		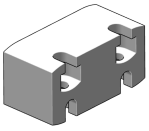

Parts	Description	Model	Illustration
410836	Cable ground M5 external; 5000mm		
412628	Power cord type CH, 2.0 m (23/C19)		
412629	Power cord type Europe, 3.0 m (Schuko/ C19)		
412630	Power cord type USA, 3.0 m (USA/C19)		

9.4 CUTTING UNIT SINGLE BLADE

Parts #	Description	Model	Illustration
467630	Synchronous motor Beckhoff 1380W		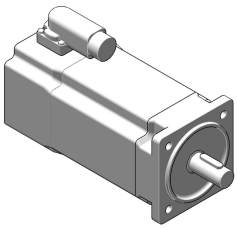

Parts #	Description	Model	Illustration
468607	Timing belt pulley HTD 5 z=22		
468907	Timing belt 325-5M-15 HTD		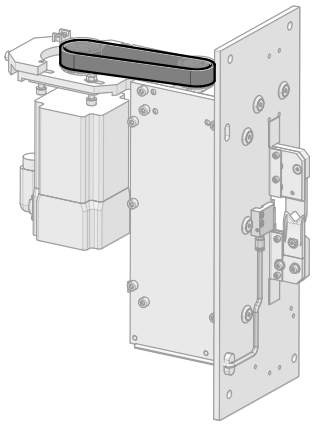
494261	Light barrier SX951; 450mm		

9.5 CUTTING UNIT MULTIPLE BLADE

Parts	Description	Model	Illustration
468596	Lock screw M5×19mm SW4		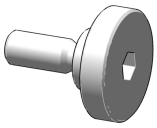

Parts	Description	Model	Illustration
100000652158	Stepper motor 2.3Nm 2 shafts with encoder		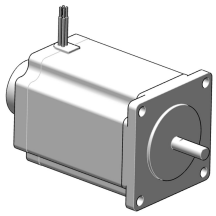
444224	Timing Belt Pulley 3HTD z=44	-	
467630	Synchronous motor Beckhoff 1380W		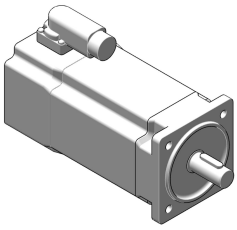
468607	Timing belt pulley HTD 5 z=22		
410441	Timing belt Twinpower 1100-5M-15 HTD 1		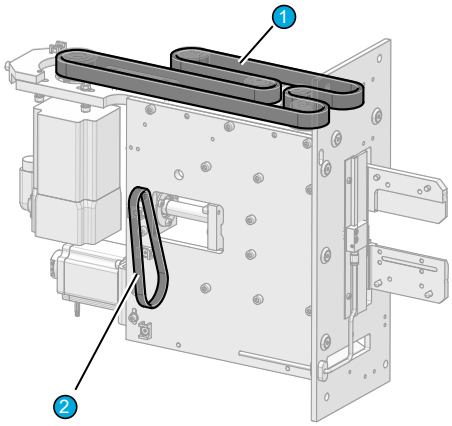
494336	Timing belt 297-3M-9 HTD 2		

Parts	Description	Model	Illustration
485292	Light barrier SX951; 150mm		
494261	Light barrier SX951; 450mm		

9.6 FEEDING UNIT BELTS

Parts	Description	Model	Illustration
100000652158	Stepper motor 2.3Nm 2 shafts with encoder		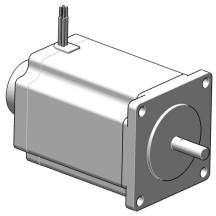
100000652157	Stepper motor 2.3Nm 2 shafts with brake (Feeding unit left)		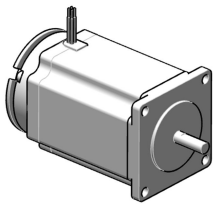
494343	Timing belt pulley HTD3M z=30	-	

Parts	Description	Model	Illustration
467630	Synchronous motor Beckhoff 1380W		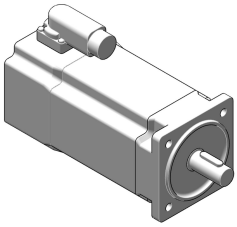
468731	Timing belt pulley HTD 5 z=20		
494342	Timing belt 291-3M-9 HTD 1		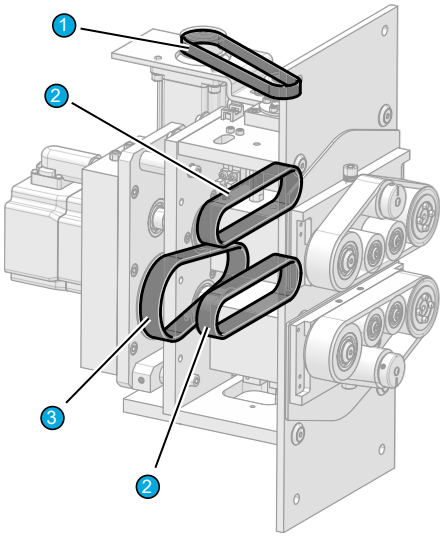
410451	Timing belt 270-5M-15 HTD 2		
410456	Timing belt 300-5M-15 HTD 3		
418654	Pulley kit front drive consisting of:		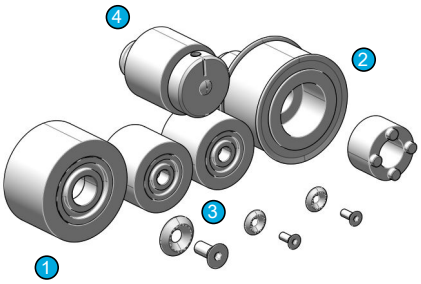
473778	Divert pulley HTD 5mm z=26 1		
410229	Drive pulley HTD 5mm z=26 2		
473779	Support pulley HTD 5mm z=18 3		
412297	Belt tensioner 4		

Parts	Description	Model	Illustration
485292	Light barrier SX951; 150mm		

9.7 ROTARY INCISING UNIT

Parts	Description	Model	Illustration
414854	Blade holder		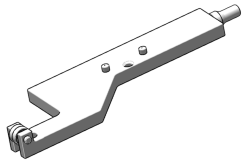
414929	Spring to blade holder		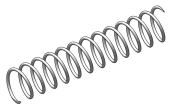
414853	Centering jaws set RX, 16 mm		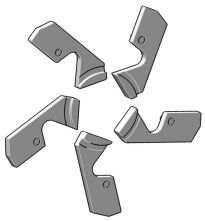
410450	Control element GN373372	-	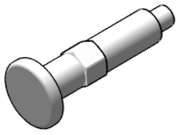

Parts	Description	Model	Illustration
468784	Cover rotary incising unit 16mm		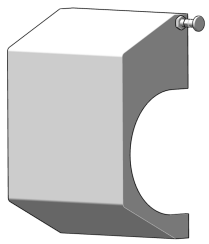
100000652080	Motor BLDC Fulling 141W, 2 shafts with encoder		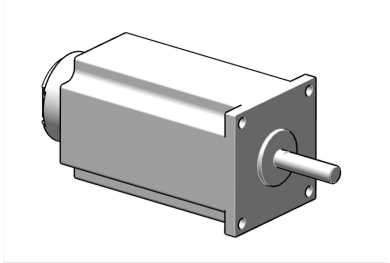
100000652158	Stepper motor 2.3Nm 2 shafts with encoder		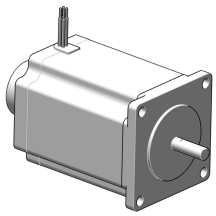
415170	Timing belt 753-3M-9 HTD 1		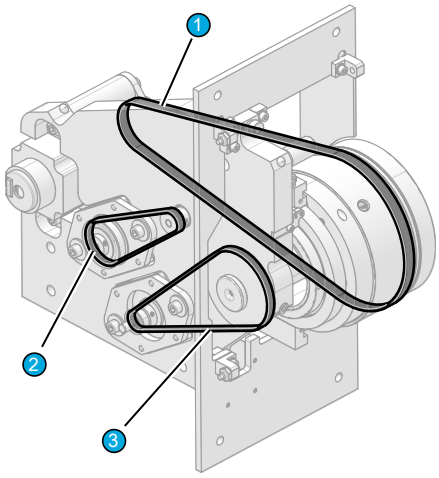
408593	Timing belt 276-3M-6 HTD 2		
415171	Timing belt 420-3M-6 HTD 3		
494559	Light barrier SX953; 450mm	-	

9.8 WIRE END MONITORING

Parts #	Description	Model	Illustration
411221	Guide Wire End Monitoring	-	
467608	Magnet 24VDC; return spring		
485292	Light barrier SX951; 150mm		

9.9 REVOLVER GUIDE

Parts #	Description	Model	Illustration
410450	Control element GN373372	-	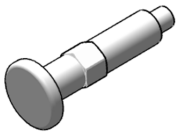

9.10 RECOIL BRAKE

Parts #	Description	Model	Illustration
411222	Wire guide		
256.0157	Solenoid valve 5/2; SY3120-5LOU-C4-Q		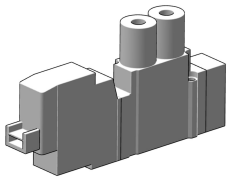
485298	Reed Sensor D-A93L; 250mm		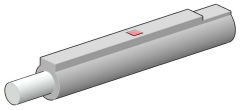
485360	Button illuminated 1S type CTL; 2000mm		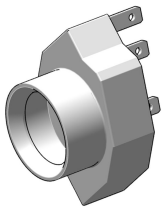
415112	LED white T5,5K, 24V		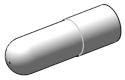

Parts #	Description	Model	Illustration
420886	Sleeve diamond coated to recoil brake (Order quantity 2 pcs.)		

9.11 LENGTHS MONITORING

Parts #	Description	Model	Illustration
468023	Encoder 2000; PS28A-2000-Z8LT-D		
432627	Length monitoring encoder, diamond coated	-	
256.0157	Solenoid valve 5/2; SY3120-5LOU-C4-Q		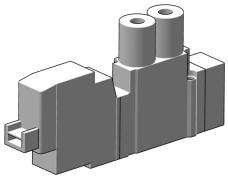

9.12 SWIVEL GUIDE

Parts #	Description	Model	Illustration
468448	Stepper motor 2.3Nm 2 shafts		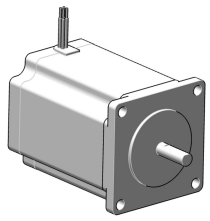
468022	Encoder 2000; PS28A-2000-Z6.35		
468493	Excenter spiral		
474515	Baffle with buffer		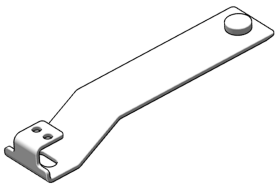
N -9135	Scotch elastic bumper self-adhesive		

Parts #	Description	Model	Illustration
419725	Locking bolt		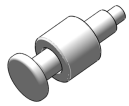

9.13 LINEAR GUIDE Y-AXIS

Parts	Description	Model	Illustration
100000652158	Stepper motor 2.3Nm 2 shafts with encoder		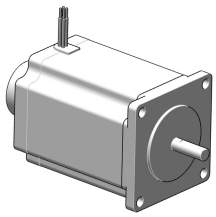
477090	Pinion m1 z=24		
485292	Light barrier SX951; 150mm		
410450	Control element GN373372	-	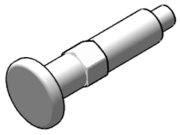

9.14 AIR JET UNIT

Parts #	Description	Model	Illustration
468656	Air jet unit		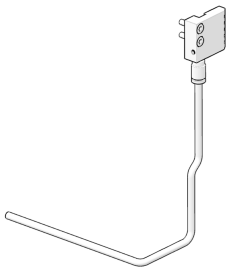
468710	Air nozzle right		
468613	Air nozzle inside		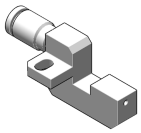
256.0157	Solenoid valve 5/2; SY3120-5LOU-C4-Q		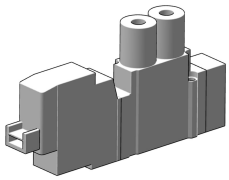

9.15 CUTTING UNIT BOOSTER

Parts #	Description	Model	Illustration
256.0157	Solenoid valve 5/2; SY3120-5LOU-C4-Q		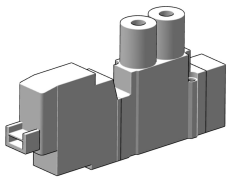

Parts #	Description	Model	Illustration
496974	Solenoid valve 3/2; VP342T-5LOZ1-01FA		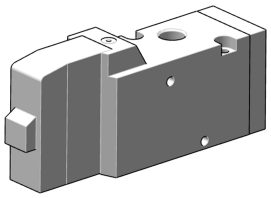
485055	Pressure switch PS1100-R06L-Q; plug		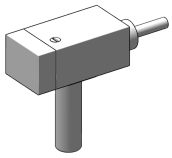
499334	Reed Sensor D-A93L; 500mm		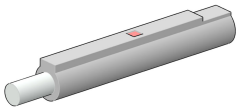

9.16 WARNING LABELS

Parts	Description	Model	Illustration
271.0030	Sticker „Caution do not stear into“	-	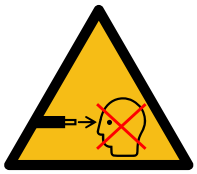
420177	Sticker „Caution for strong magnetic field“	-	

Parts	Description	Model	Illustration
420176	Sticker „Prohibition for Pacemakers“	-	
430628	Sticker „Unplug the machine from the mains- and the air pressure supply“	-	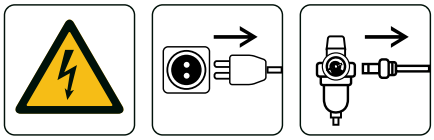
100000651361	Sticker “High residual voltage, wait before opening”	-	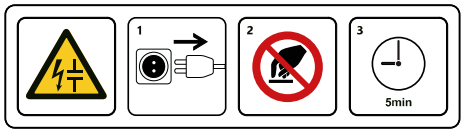

GAUGES

Parts	Description	Model	Illustration
417725	Gauge 32 (light barrier Z-axis cutting unit) 61 mm		
447491	Gauge Z-axis kit		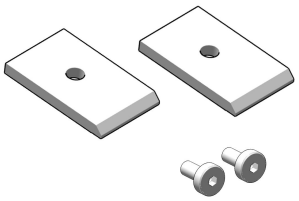

Parts	Description	Model	Illustration
100000652160	Calibration pin for rotary incising unit 16mm		

TOOLS

Parts #	Description	Model	Illustration
272.0033	Hex key set 1.5-5.0 mm		
272.0014	Hex key 2.5×150mm with handle		
272.0016	Brush no. 809-8	-	
271.0016	Measuring tape (self-adhesive)		

Parts #	Description	Model	Illustration
256.0146	Lock clutch		
N -9251	Grease Microlube GBU-Y 131 (flask 50 g)	-	

EXPLODED VIEW DRAWINGS

12.1 HOUSING, SHEET 1 #10999960

Pos.	Parts	Drawing #	Further information
1	408963	BN1392_M5X12	
2	468692	10999961	
3	468664	10999954	
4	468663	10999953	
5	468661	10999952	
6	468660	10999951	
7	468707	10999940	
8	468658	10990959	
9	495866	10999840	
10	318488	318488	
11	0	0	
12	315833	315833	
13	315831	315831	
14	315802	315802	
15	498135	498135	
16	430628	430628	
17	271.003	271_0030	

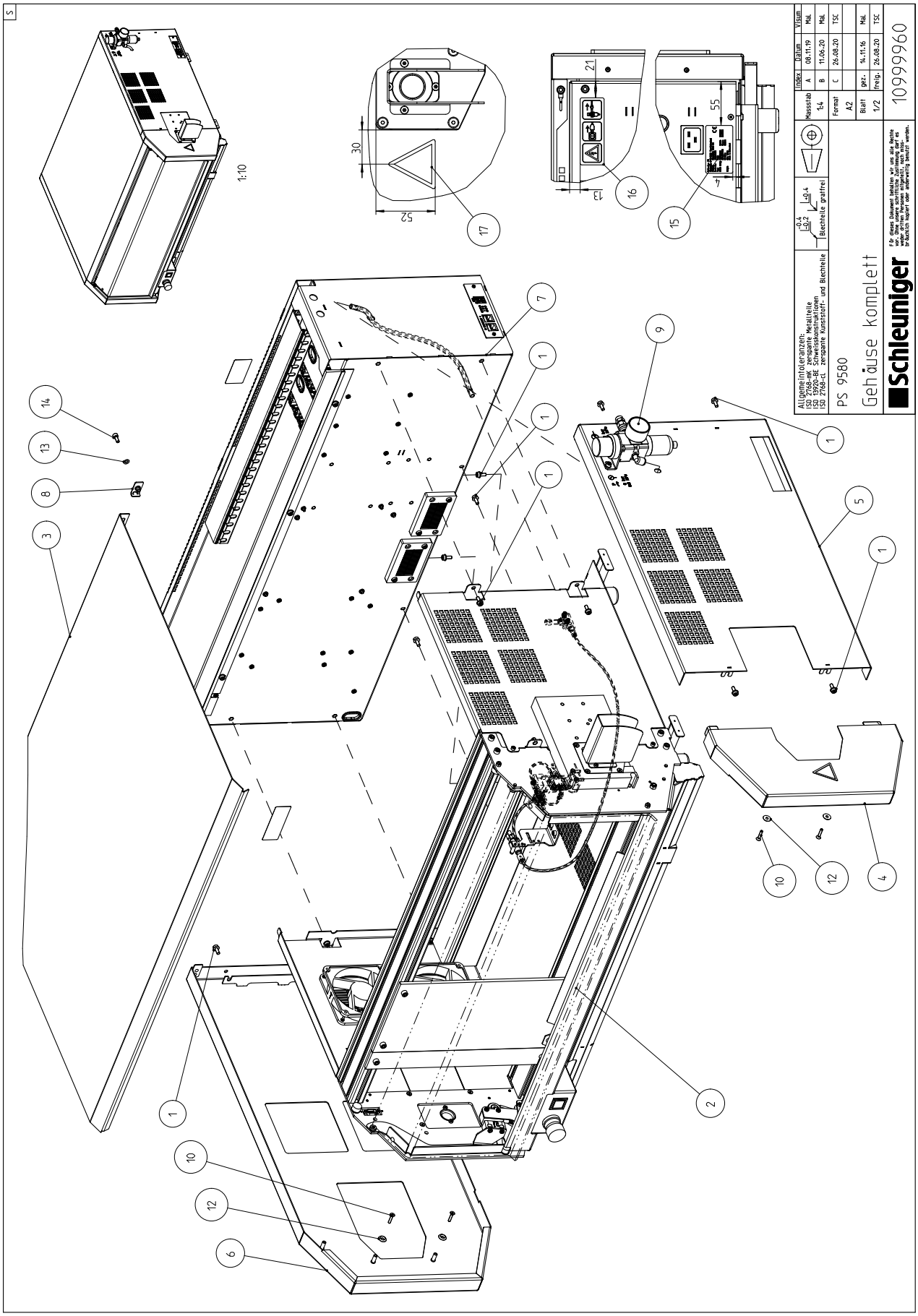
1:10
30
52
21
13
55
7
Allgemeintoleranzen:
ISO 2768-mK zerspante Metallteile
ISO 13920-BE Schweißkonstruktionen
ISO 2768-CL zerspante Kunststoff- und Blechteile
Blechteile gratfrei
Maßstab 1:4
Index A B C
Datum 08.11.19 11.06.20 26.08.20
Visum Mal. Mal. TSC
Format A2
Blatt 1/2
gez. 14.11.16
freig. 26.08.20
PS 9580
Gehäuse komplett
Schleuniger
10999960
Material: 468665

12.2 HOUSING, SHEET 2 #10999960

Pos.	Parts	Drawing #	Further information
1	n -5018	N-5018	
2	408963	BN1392_M5X12	
3	468690	10999964	
4	468691	10999962	
5	468664	10999954	
6	468663	10999953	
7	468661	10999952	
8	468660	10999951	
9	(Pos.10)	10999943	
10	468699	10999941	
11	(Pos.10)	10999942	
12	468694	10998943	
13	451026	10991082	
14	495900	10990993	
15	468687	10990978	
16	468674	10990967	
17	468680	10990962	
18	468679	10990961	
19	468676	10990960	
20	468658	10990959	
21	449461	9998949	
22	449453	9998948	
23	443502	9998909	
24	425793	8690350	
25	415163	7498928	
26	652329	10997124	
27	412342	7491372	
28	451075	451075	
29	318488	318488	
30	317856	317856	
31	317772	317772	
32	317364	317364	
33	316810	316810	
34	316411	316411	
35	316405	316405	
36	316185	316185	
37	316045	316045	
38	315833	315833	
39	315831	315831	
40	315824	315824	
41	315814	315814	
42	315802	315802	
43	315799	315799	
44	314801	314801	
45	314779	314779	
46	258.0006	258_0006	
47	318156	318156	
48	316223	316223	
49	316002	316002	
50	-	10990948	

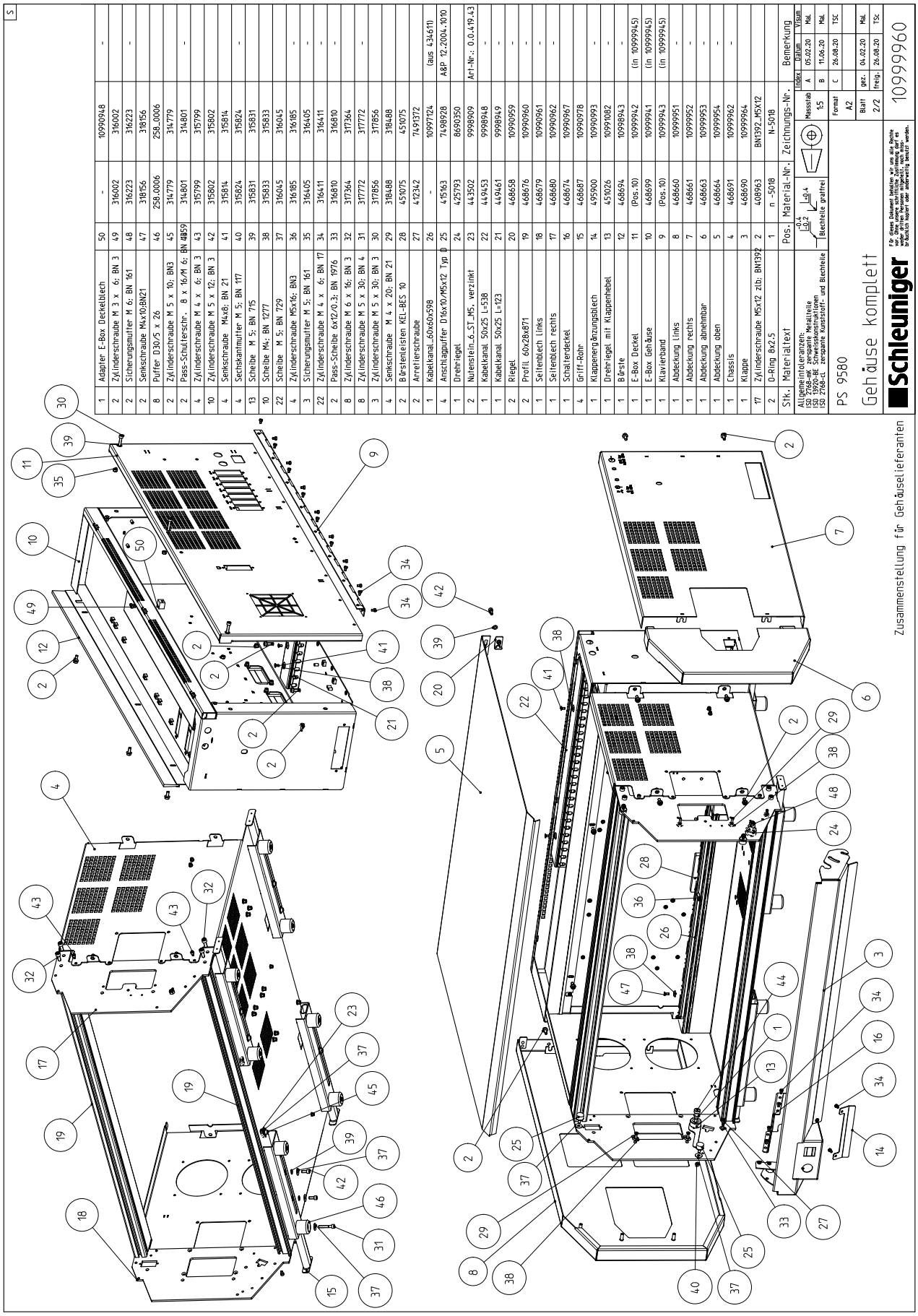

Stk.	Materialtext	Pos.	Material-Nr.	Zeichnungs-Nr.	Bemerkung
1	Adapter E-Box Deckelblech	50	-	10990948	-
2	Zylinderschraube M 3 x 6; BN 3	49	316002	316002	
2	Sicherungsmutter M 6; BN 161	48	316223	316223	-
2	Senkschraube M4x10;BN21	47	318156	318156	
8	Puffer D30/5 x 26	46	258.0006	258.0006	
2	Zylinderschraube M 5 x 10; BN3	45	314779	314779	
2	Pass-Schulterschr. 8 x 16/M 6; BN 4859	44	314801	314801	-
4	Zylinderschraube M 4 x 6; BN 3	43	315799	315799	
10	Zylinderschraube M 5 x 12; BN 3	42	315802	315802	
4	Senkschraube M4x8; BN 21	41	315814	315814	
4	Sechskantmutter M 5; BN 117	40	315824	315824	-
13	Scheibe M 5; BN 715	39	315831	315831	
10	Scheibe M4; BN 1277	38	315833	315833	
22	Scheibe M 5; BN 729	37	316045	316045	
4	Zylinderschraube M5x16; BN3	36	316185	316185	-
3	Sicherungsmutter M 5; BN 161	35	316405	316405	-
22	Zylinderschraube M 4 x 6; BN 17	34	316411	316411	-
2	Pass-Scheibe 6x12/0.3; BN 1976	33	316810	316810	-
8	Zylinderschraube M 6 x 16; BN 3	32	317364	317364	
8	Zylinderschraube M 5 x 30; BN 4	31	317712	317712	-
3	Zylinderschraube M 5 x 30; BN 3	30	317856	317856	
4	Senkschraube M 4 x 20; BN 21	29	318488	318488	
2	Bürstenleisten KEL-BES 10	28	451075	451075	
2	Arretierschraube	27	412342	7491372	
1	Kabelkanal_60x60x598	26	-	10997124	(aus 434611)
4	Anschlagpuffer D16x10;M5x12 Typ D	25	415163	7498928	A&P 12.2004.1010
1	Drehriegel	24	425793	8690350	
2	Nutenstein.6_ST_M5, verzinkt	23	443502	9998909	Art-Nr.: 0.0.419.43
1	Kabelkanal 50x25 L=538	22	449453	9998948	-
1	Kabelkanal 50x25 L=123	21	449461	9998949	-
2	Riegel	20	468658	10990959	-
2	Profil 60x28x871	19	468676	10990960	-
1	Seitenblech links	18	468679	10990961	-
1	Seitenblech rechts	17	468680	10990962	-
1	Schalterdeckel	16	468674	10990967	
4	Griff-Rohr	15	468687	10990978	
1	Klappenergänzungsblech	14	495900	10990993	-
1	Drehriegel mit Klappenhebel	13	451026	10991082	-
1	Bürste	12	468694	10998943	-
1	E-Box Deckel	11	(Pos.10)	10999942	(in 10999945)
1	E-Box Gehäuse	10	468699	10999941	(in 10999945)
1	Klavierband	9	(Pos.10)	10999943	(in 10999945)
1	Abdeckung links	8	468660	10999951	-
1	Abdeckung rechts	7	468661	10999952	-
1	Abdeckung abnehmbar	6	468663	10999953	-
1	Abdeckung oben	5	468664	10999954	-
1	Chassis	4	468691	10999962	-
1	Klappe	3	468690	10999964	
17	Zylinderschraube M5x12 zlb; BN1392	2	408963	BN1392_M5X12	
2	O-Ring 8x2.5	1	n -5018	N-5018	

Allgemeintoleranzen:
ISO 2768-mK zerspante Metallteile
ISO 2768-fH Schweißkonstruktionen
ISO 2768-fL zerspante Kunststoff- und Blechteile

Blechteile gratfrei

Maßstab 1:5 | Format A2 | Blatt 2/2

Index	Datum	Visum
A	05.02.20	Mal.
B	11.06.20	Mal.
C	26.08.20	TSC

gez.	04.02.20	Mal.	
freig.	26.08.20	TSC	

Für dieses Dokument behalten wir uns alle Rechte vor. Es darf weder vervielfältigt, noch Dritten zugänglich gemacht werden, noch für einen anderen Zweck als den ursprünglichen benutzt werden.

12.3 CHASSIS STRUCTURE, POS. 1–50 #10999961

Pos.	Parts	Drawing #	Further information
1	N -5018	N-5018	
2	462269	BN21_M3X45	
3	439182	439182	
4	316223	316223	
5	315800	315800	
6	486613	486613	
7	315831	315831	
8	315802	315802	
9	474128	11098344	
10	487884	487884	
11	468688	10999965	
12	468690	10999964	
13	468691	10999962	
14	0	0	
15	407410	10998960	
16	468686	10990979	
17	468687	10990978	
18	495901	10999976	
19	468669	10990974	
20	468667	10990973	
21	468672	10990972	
22	468671	10990971	
23	468674	10990967	
24	495900	10990993	
25	468680	10990962	
26	468679	10990961	
27	468676	10990960	
28	407410	9998959	
29	407410	9998957	
30	443502	9998909	
31	451026	9991082	
32	440147	9991048	
33	440104	9991009	
34	424498	8690658	
35	425793	8690350	
36	(Pos.10)	11098345	
37	(Pos.9)	11098346	
38	494557	454601	
39	411351	7498931	
40	415163	7498928	
41	415165	7497124	
42	495893	10991080	
43	440529	9998907	
44	412342	7491372	
45	411349	7498933	
46	439720	415707	
47	318349	318349	
48	318156	318156	
49	317772	317772	
50	317364	317364	

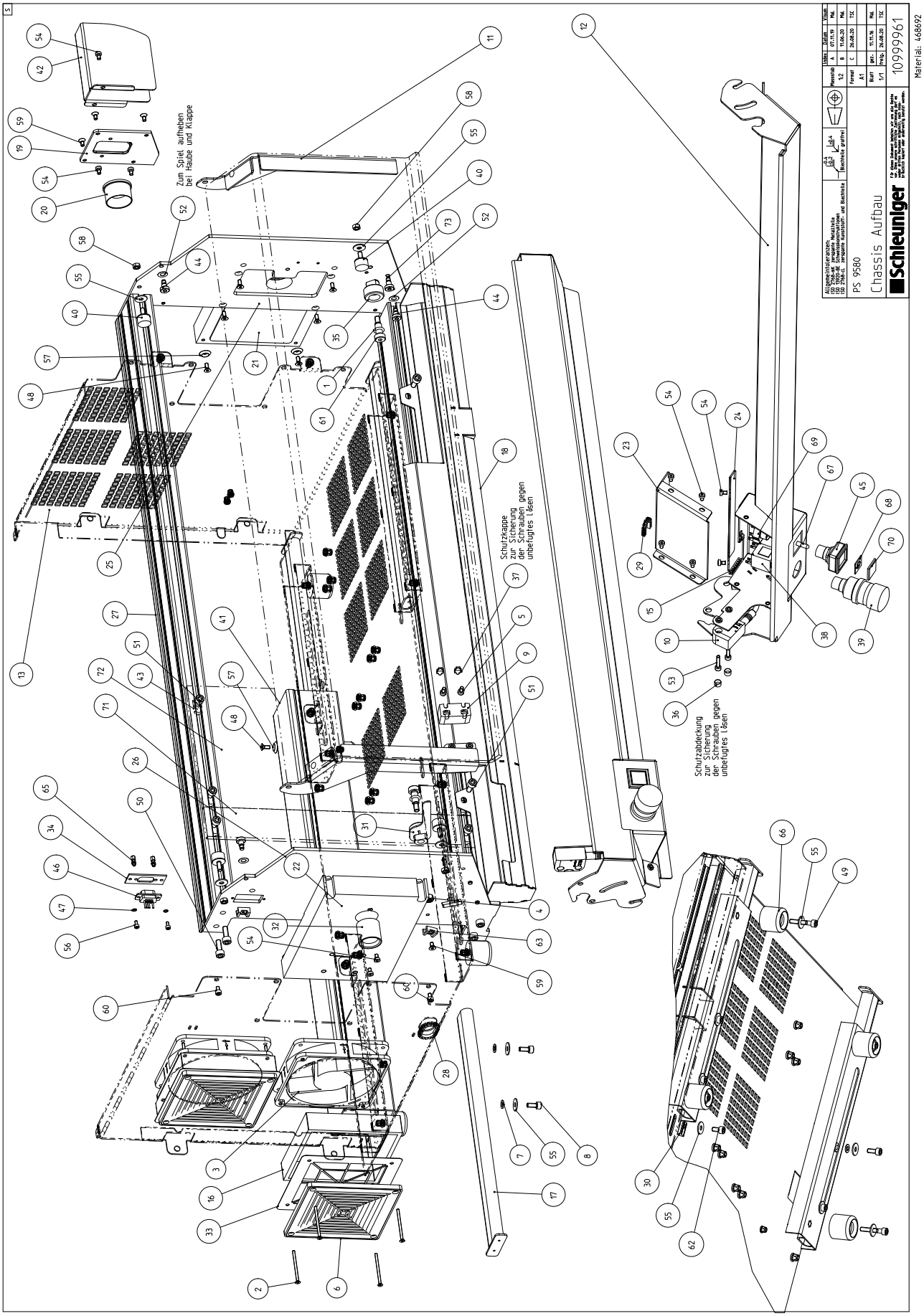
Zum Spiel aufheben bei Haube und Klappe
Schutzkappe zur Sicherung der Schrauben gegen unbefugtes Lösen
Schutzabdeckung zur Sicherung der Schrauben gegen unbefugtes Lösen
Allgemeintoleranzen
ISO 2768-mK geraspelte Metallteile
ISO 2768-fH gerasperte Kunststoff- und Blechteile
Blechteile grafitiert
Maßstab 1:2
Format A1
Blatt 1/1
Änderungsindex A B C
Datum 07.11.19 11.06.20 26.08.20
Name Pal. Pal. TSC
Schleuniger
PS 9580
Chassis Aufbau
10999961
Material: 408692

12.4 CHASSIS STRUCTURE, POS. 51-73 #10999961

Pos.	Parts	Drawing #	Further information
51	317362	317362	
52	316810	316810	
53	316540	316540	
54	316411	316411	
55	316045	316045	
56	316002	316002	
57	315833	315833	
58	315824	315824	
59	315814	315814	
60	315799	315799	
61	314801	314801	
62	314779	314779	
63	650.0189	650_0189	
64	0	0	
65	611.0042	611_0042	
66	258.0006	258_0006	
67	415112	7498971	
68	415118	7498969	
69	439185	7498968	
70	415113	7498932	
71	495921	10990803	
72	495923	10990804	
73	496815	11091372	

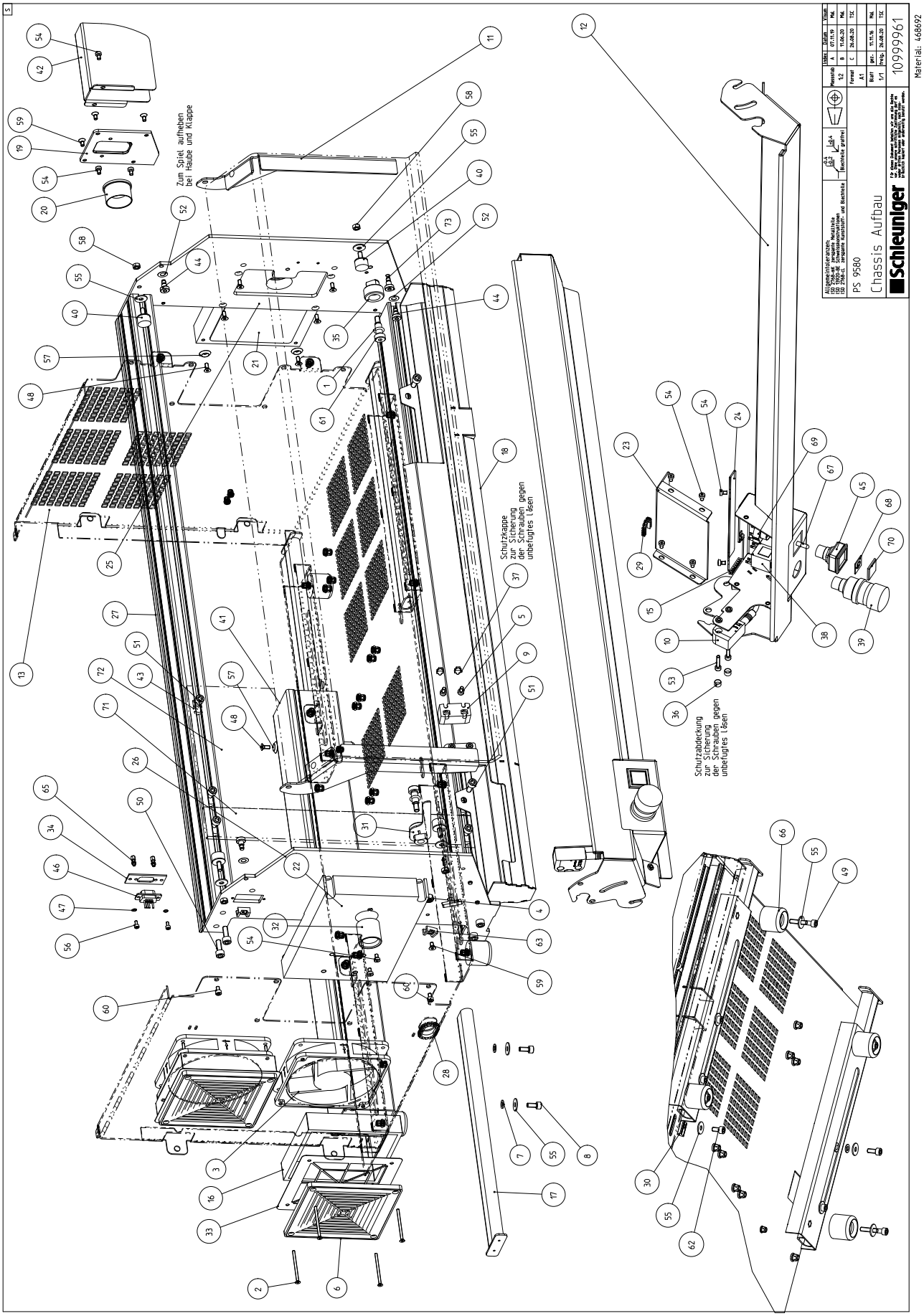
Zum Spiel aufheben bei Haube und Klappe
Schutzkappe zur Sicherung der Schrauben gegen unbefugtes Lösen
Schutzabdeckung zur Sicherung der Schrauben gegen unbefugtes Lösen
Schleuniger
PS 9580
Chassis Aufbau
10999961
Material: 468692

12.5 ELECTRONIC BOX #10999940

Pos.	Parts	Drawing #	Further information
1	462269	BN21_M3X45	
2	486418	486418	
3	408963	BN1392_M5X12	
4	486613	486613	
5	-	10990948	
6	316002	316005	
7	468741	10999944	
8	(Pos.10)	10999943	
9	(Pos.10)	10999942	
10	468699	10999941	
11	469166	10998944	
12	468694	10998943	
13	467628	10998942	
14	467625	10998941	
15	467624	10998940	
16	496008	10990947	
17	468706	10990945	
18	483666	10999947	
19	467079	9998970	
20	407410	9998959	
21	449461	9998949	
22	449453	9998948	
23	486052	9999976	
24	440120	9991040	
25	468686	10990979	
26	468708	7498917_L800	
27	460805	7498917_L275	
28	456628	7498917_L13	
29	448059	962066_V01_00_00	
30	448058	962065_V02_00_00	
31	440542	962063_V04_00_00	
32	443168	962061_V03_00_00	
33	431825	962040_V04_00_00	
34	490448	962410_V01_00_00	
35	484232	962409_V01_00_00	
36	458097	962009_V02_00_00	
37	443085	962007_V03_00_00	
38	432241	962001_V05_00_00	
39	454112	454112	
40	453055	453055	
41	451075	451075	
42	411347	411347	
43	317856	317856	
44	317646	317646	
45	316411	316411	
46	316405	316405	
48	415123	10998946	
49	316188	316188	
50	316185	316185	
51	315833	315833	
52	315831	315831	
53	315814	315814	
54	468461	5500_2634_01	
55	410814	0859_0046	
56	1.00001E+11	11098398	
57	627.0021	0031_2207	
58	627.0002	10998945	
59	455807	9990888	
60	456203	456203	
61	317697	317697	
62	315797	315797	
63	0	10999655	
64	483668	962301_V01_00_00	
65	486026	11090327	
66	400233	400233	
67	316330	316330	
68	650.0189	650_0189	
69	650.0077	650_0077	

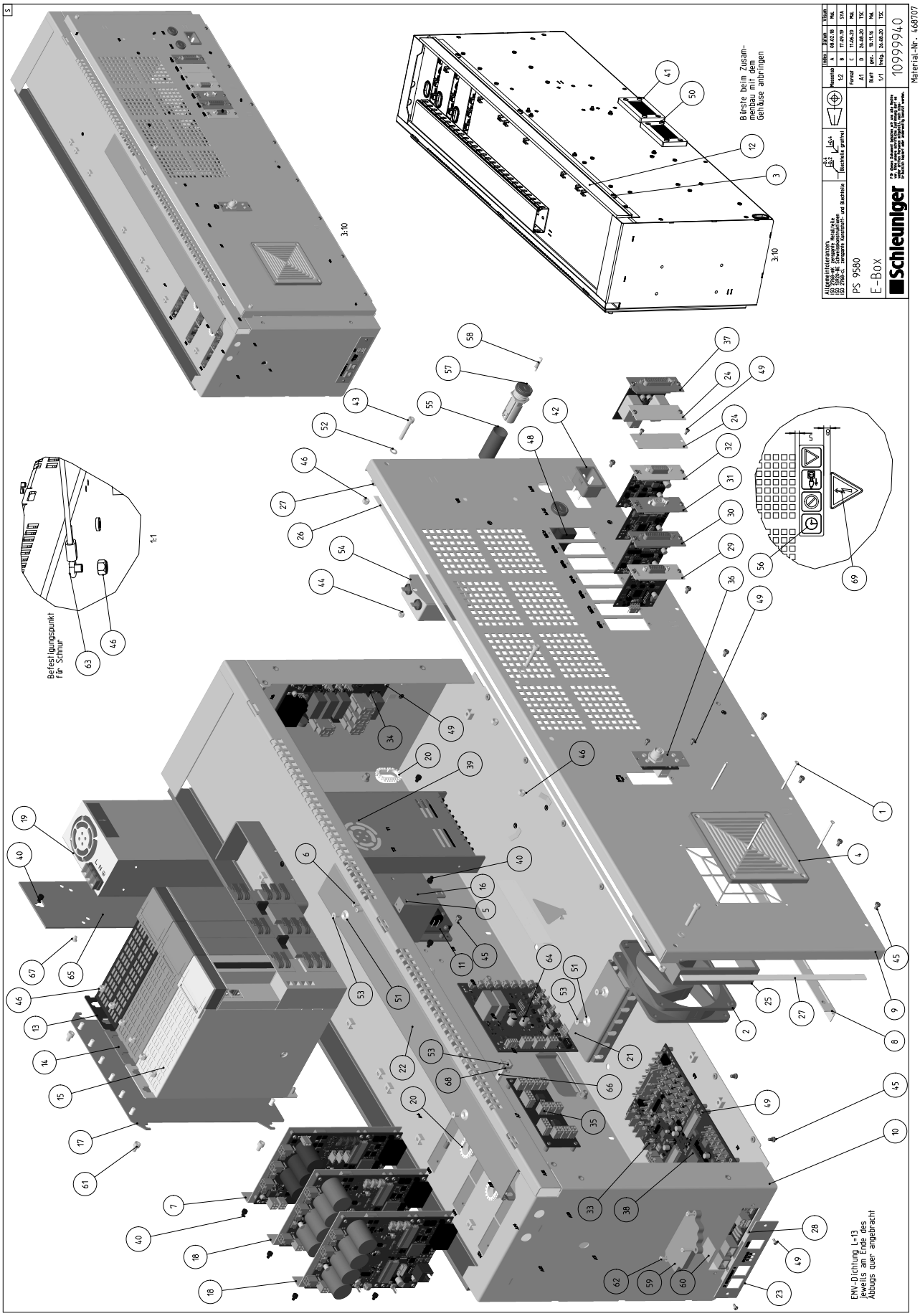
Bürste beim Zusammenbau mit dem Gehäuse anbringen
Befestigungspunkt für "Schnur"
EMV-Dichtung L=13 Jeweils am Ende des Abbugs quer angebracht
PS 9580
E-Box
Schleuniger
1099994.0
Material-Nr. 468707

12.6 FEEDING UNIT LEFT #10999069

Pos.	Parts	Drawing #	Further information
4	468732	10999046	
5	412295	7499834	
6	410184	7490862	
7	319616	319616	
8	316303	316303	
9	316045	316045	
10	315943	315943	
11	494341	10999068	

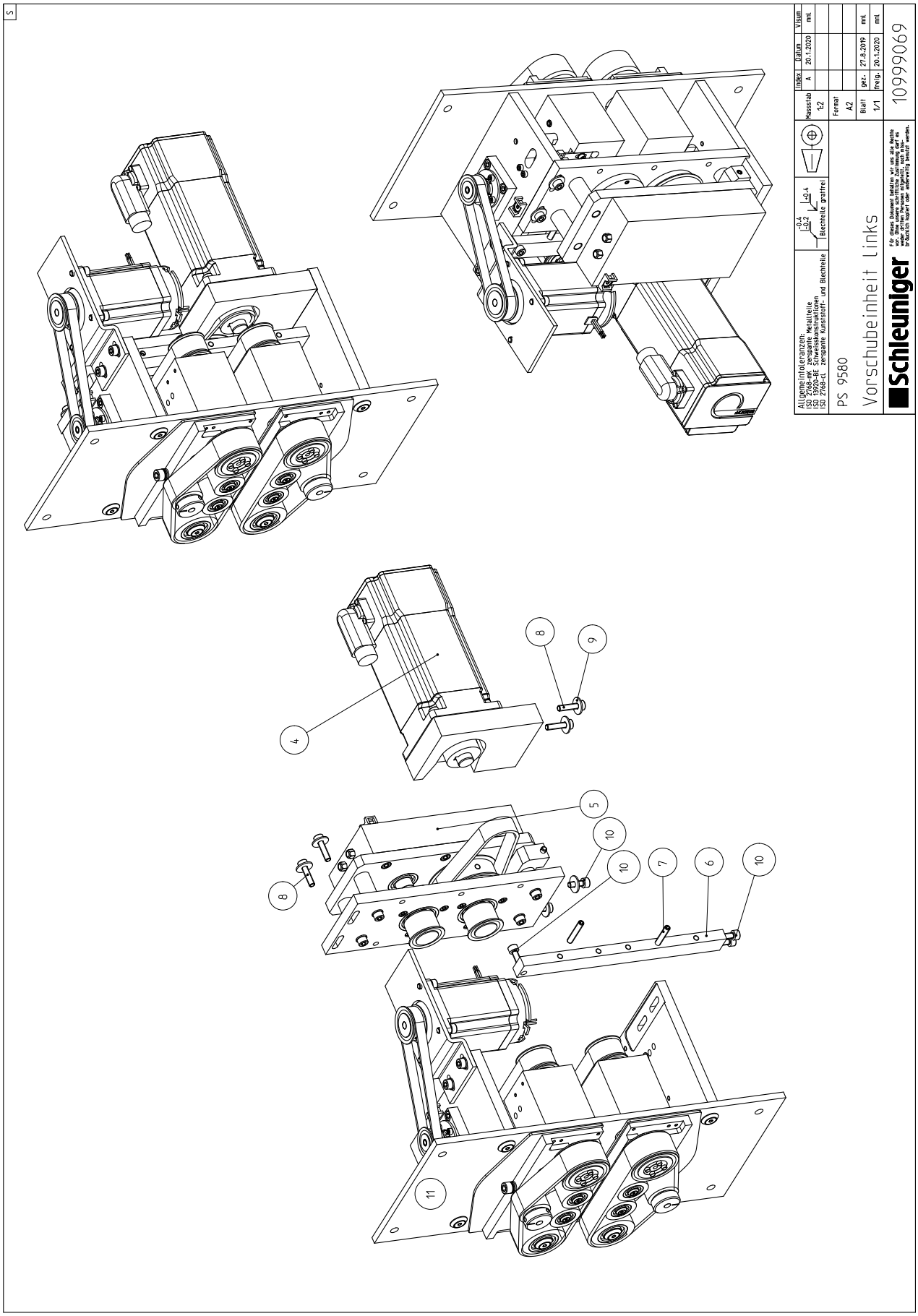
Allgemeintoleranzen:
ISO 2768-mK zerspante Metallteile
ISO 13920-BF Schweißkonstruktionen
ISO 2768-tK zerspante Kunststoff- und Blechteile
0.4
0.2
0.4
Blechteile grathfrei
Massstab
1:2
Format
A2
Blatt
1/1
Index
A
gez.
freig.
Datum
27.8.2019
20.1.2020
Visum
mnt
mnt
mnt
PS 9580
Vorschubeinheit Links
Schleuniger
Für diese Dokument behalten wir uns alle Rechte vor. Ohne unsere ausdrückliche Zustimmung darf es weder ganz noch teilweise vervielfältigt, noch dritten zugänglich gemacht oder anderweitig benutzt werden.
10999069
4
5
6
7
8
9
10
11

12.7 FEEDING UNIT RIGHT #10999050

Pos.	Parts	Drawing #	Further information
3	468746	10999048	
4	468732	10999046	
5	412295	7499834	
6	410184	7490862	
7	319616	319616	
8	316303	316303	
9	314800	314800	
10	316043	316043	

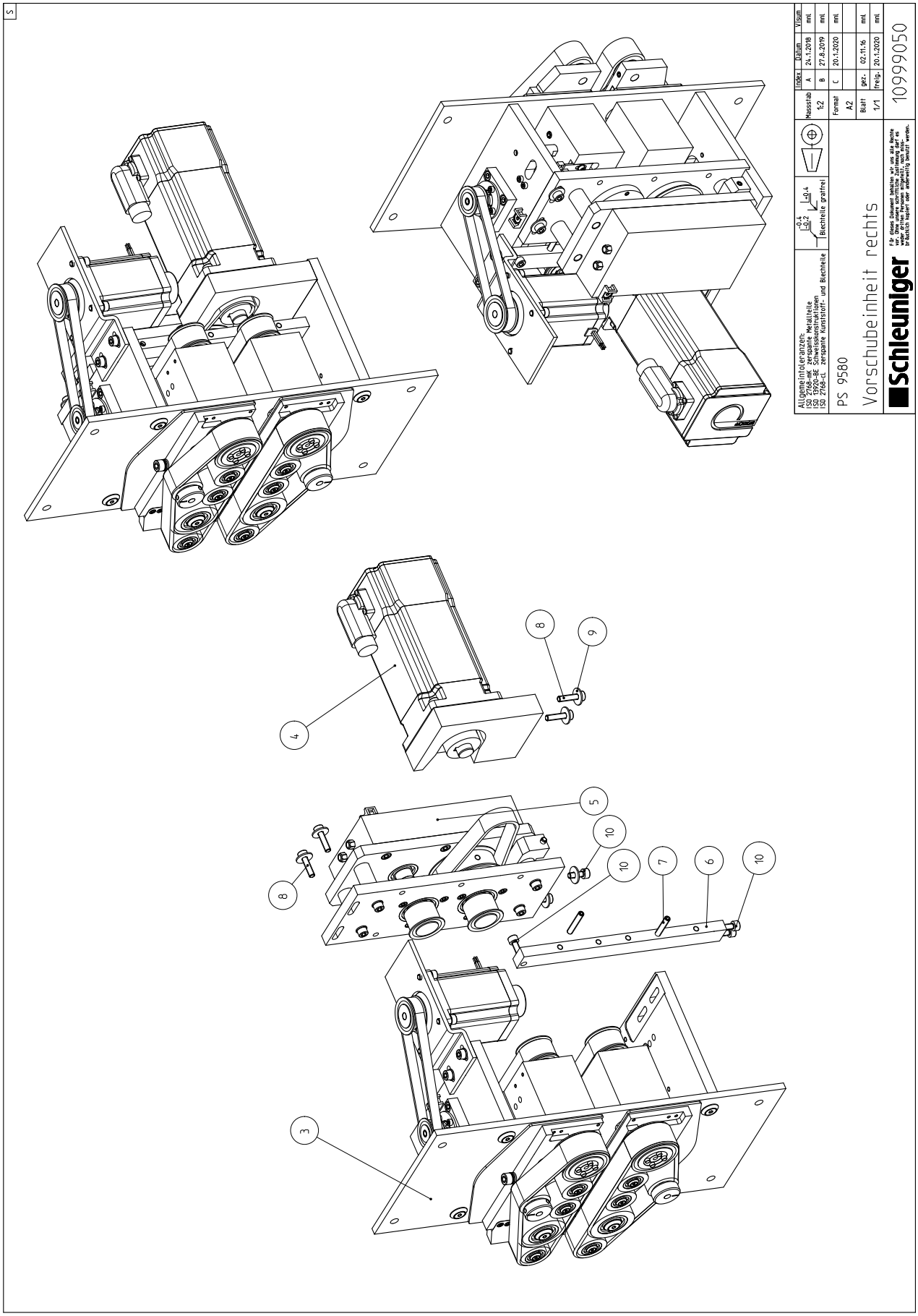
Allgemeintoleranzen:
ISO 2768-mK zerspante Metallteile
ISO 13920-BF Schweißkonstruktionen
ISO 2768-fL zerspante Kunststoff- und Blechteile
0.4
0.2
0.4
Blechteile grattrei
Maßstab
1:2
Format
A2
Blatt
1/1
Index
A
B
C
gez.
freig.
Datum
24.1.2018
27.8.2019
20.1.2020
02.11.16
20.1.2020
Visum
mnt
mnt
mnt
mnt
mnt
PS 9580
Vorschubeinheit rechts
Schleuniger
10999050
3
4
5
6
7
8
9
10

12.8 CUTTING UNIT SINGLE BLADE, POS. 1–50 #10999055

Pos.	Parts	Drawing #	Further information
1	315833	BN-1277_M5	
2	467630	AM8032	
3	491300	4698005A	
4	468607	10999041	
5	468613	10999015	
6	468656	10999044	
7	468907	10998006	
8	468909	10990144	
9	468911	10990141	
10	468912	10990140	
11	468917	10990139	
12	468913	10990137	
14	468910	10990135	
15	468908	10990134	
16	468919	10990133	
17	468915	10990132	
18	468921	10990131	
19	468916	10990130	
20	468920	10990129	
21	468918	10990128	
22	461115	9990422	
23	468609	10990080	
24	468610	10990079	
25	449014	9990655	
26	410253	7499706	
27	410435	7498827	
28	435146	7498793	
29	255.0065	7498791	
30	319773	7498721	
31	402771	7498720	
32	402771	7498719	
33	410418	7490770	
34	410417	7490769	
35	410411	7490763	
36	410407	7490760	
37	410260	7490733	
38	410255	7490712	
39	410431	7490707	
40	419104	7490702	
41	410237	7490701	
42	410236	7490700	
43	417756	7490659	
44	485092	453193	
45	319658	319658	
46	319611	319611	
47	318156	318156	
48	317856	317856	
49	317151	317151	
50	317113	317113	

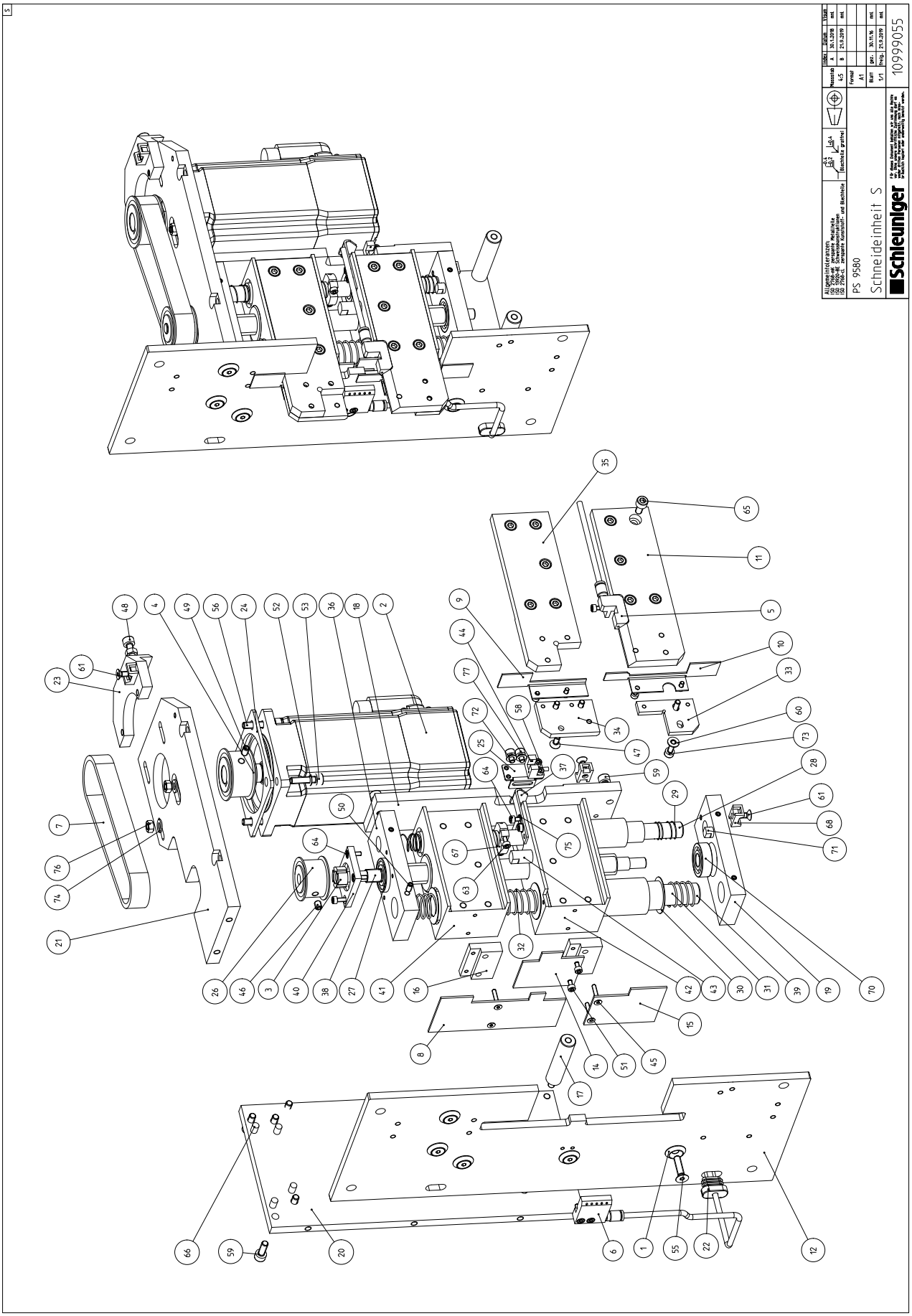
Schleuniger
Schneideinheit S
PS 9580
10999055

12.9 CUTTING UNIT SINGLE BLADE, POS. 51-77 #10999055

Pos.	Parts	Drawing #	Further information
51	316541	316541	
52	316305	316305	
53	316303	316303	
55	316184	316184	
56	316039	316039	
58	316002	316002	
59	315943	315943	
60	315830	315830	
61	315814	315814	
63	315797	315797	
64	315795	315795	
65	314779	314779	
66	314753	314753	
67	301.9077	8437-1	
68	650.0189	650_0189	
70	250.0046	250_0046	
71	468597	10990024	
72	319045	319045	
73	316220	316220	
74	315831	315831	
75	315829	315829	
76	315824	315824	
77	315799	315799	

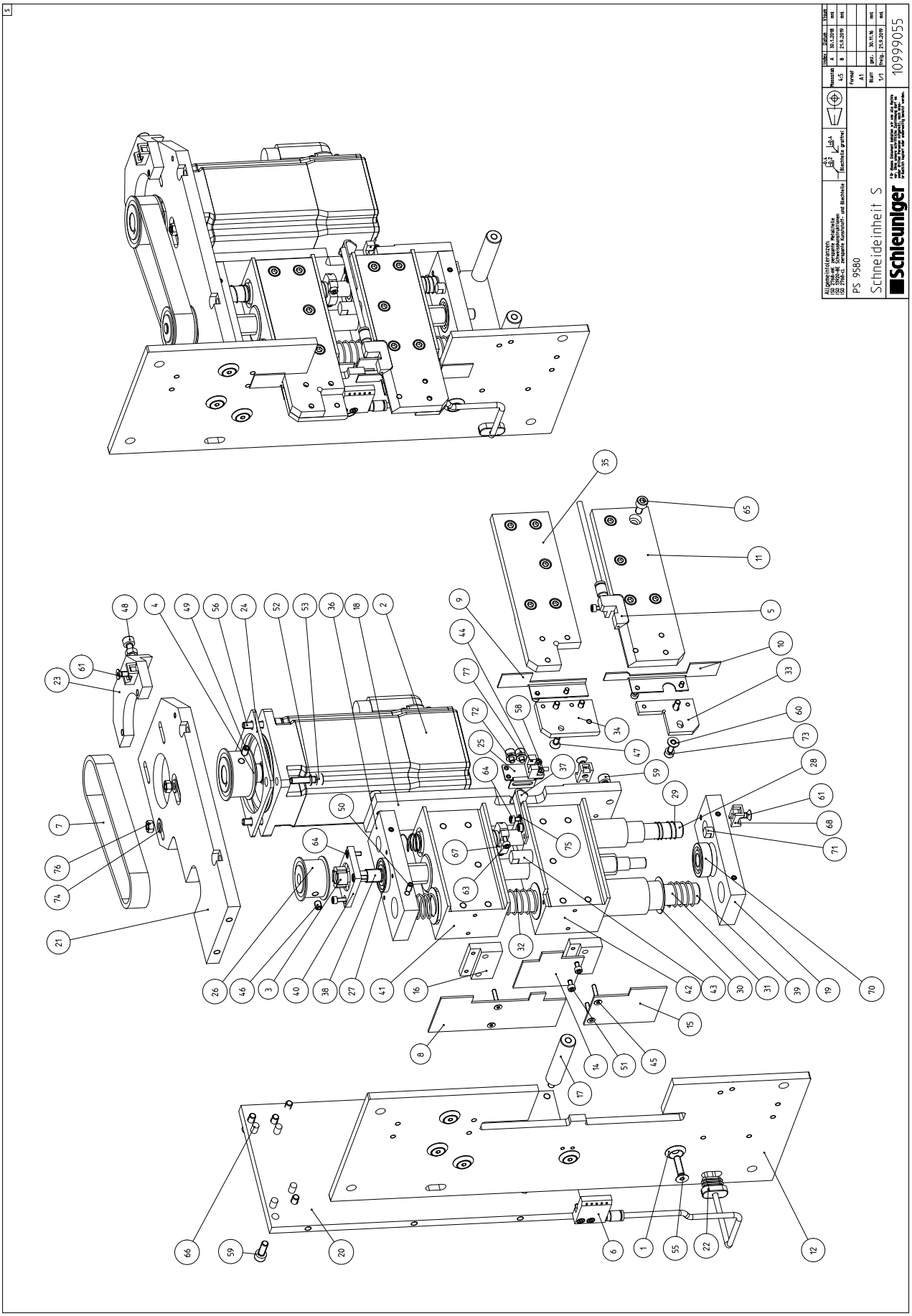
Schleuniger
Schneideinheit S
PS 9580
10999055

12.10 CUTTING UNIT MULTI BLADE, POS. 1–50 #10999010

Pos.	Parts	Drawing #	Further information
1	315833	BN-1277_M5	
2	491300	4698005A	
3	468613	10999015	
4	468611	10999012	
5	468617	10999006	
6	468616	10999005	
7	468022	10998911	
8	410441	10998003	
9	468448	0	
10	468596	10990112	
11	468595	10990081	
12	468594	10990035	
13	468583	10990033	
14	468597	10990024	
15	468593	10990023	
16	468592	10990022	
17	468590	10990021	
20	468603	10990017	
21	468605	10990016	
22	468584	10990015	
23	468586	10990014	
24	468587	10990013	
25	468601	10990012	
26	468604	10990008	
27	468602	10990007	
28	449014	9990655	
29	455137	9990422	
30	410254	7499712	
31	410253	7499706	
33	410435	7498827	
34	435146	7498792	
35	255.0065	7498791	
36	424686	7498772	
37	319773	7498721	
38	402771	7498720	
39	402771	7498719	
40	416411	7498717	
41	410443	7498716	
43	410257	7499719	
44	410260	7490733	
45	410259	7490732	
46	410258	7490725	
47	410249	7490723	
48	410248	7490722	
49	410256	7499717	
50	410247	7490720	

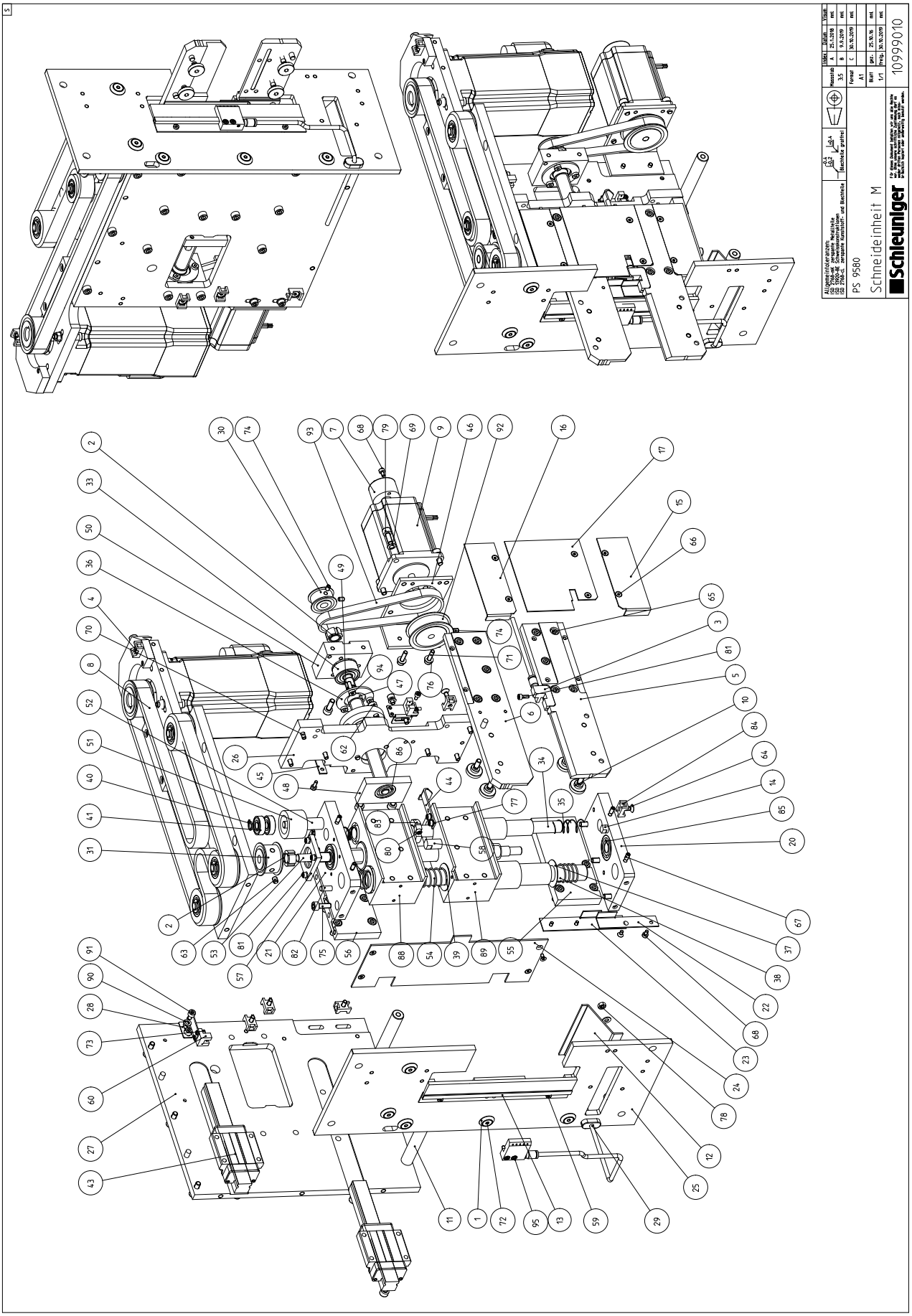
Schleuniger
PS 9580
Schneideinheit M
10999010

12.11 CUTTING UNIT MULTI BLADE, POS. 51-95 #10999010

Pos.	Parts	Drawing #	Further information
51	410246	7490718	
52	410245	7490717	
53	410255	7499716	
54	410431	7490707	
55	410241	7490706	
56	410240	7490705	
57	419104	7490702	
58	417756	7490659	
59	950013	950013	
60	485292	964023	
62	324498	324498	
63	319611	319611	
64	318156	318156	
65	317697	317697	
66	317338	317338	
67	317113	317113	
68	316541	316541	
69	316305	316305	
70	316220	316220	
71	316186	316186	
72	316184	316184	
73	316002	316002	
74	315944	315944	
75	315943	315943	
76	315830	315830	
77	315829	315829	
78	315823	315823	
79	315802	315802	
80	315797	315797	
81	315795	315795	
82	314753	314753	
83	301.9077	8437-1	
84	650.0189	650_0189	
85	250.0046	250_0046	
86	250.0005	250_0005	
88	410549	7490701	
89	410549	7490700	
90	319045	319045	
91	315799	315799	
92	444224	9999537	
93	494336	10998011	
94	317582	317582	
95	468656	10999044	

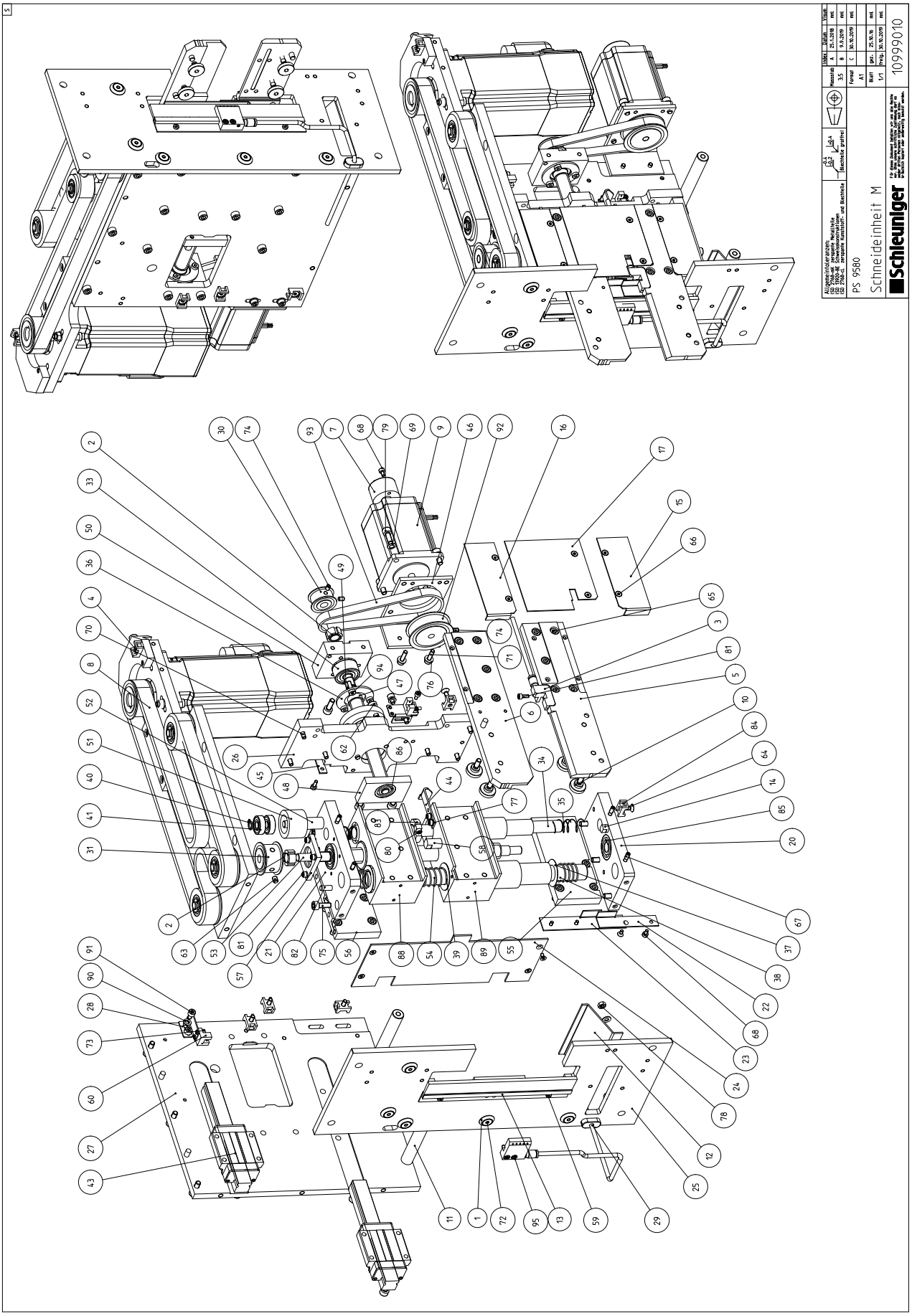
Schleuniger
PS 9580
Schneideinheit M
10999010

12.12 CUTTING UNIT MULTI BLADE SMARTDETECT, POS. 1–50 #10999064

Pos.	Parts	Drawing #	Further information
1	315833	BN-1277_M5	
2	491300	4698005A	
3	468613	10999015	
4	468611	10999012	
5	469017	10999014	
6	469019	10999013	
7	468022	10998911	
8	410441	10998003	
9	468656	10999044	
10	468596	10990112	
11	468595	10990081	
12	4689594	10990035	
13	468583	10990033	
14	468597	10990024	
15	469593	10990023	
16	468592	10990022	
17	468590	10990021	
20	468603	10990017	
21	468605	10990016	
22	468584	10990015	
23	468586	10990014	
24	468587	10990013	
25	468601	10990012	
26	468604	10990008	
27	468602	10990007	
28	449014	9990655	
29	461115	9990422	
30	410254	7499712	
31	410253	7499706	
33	410435	7498827	
34	435146	7498793	
35	255.0065	7498791	
36	424686	7498772	
37	319773	7498721	
38	402771	7498720	
39	402771	7498719	
40	416411	7498717	
41	410443	7498716	
43	410257	7498703	
44	410260	7490733	
45	410259	7490732	
46	410258	7490725	
47	410249	7490723	
48	410248	7490722	
49	410256	7490721	
50	410247	7490720	

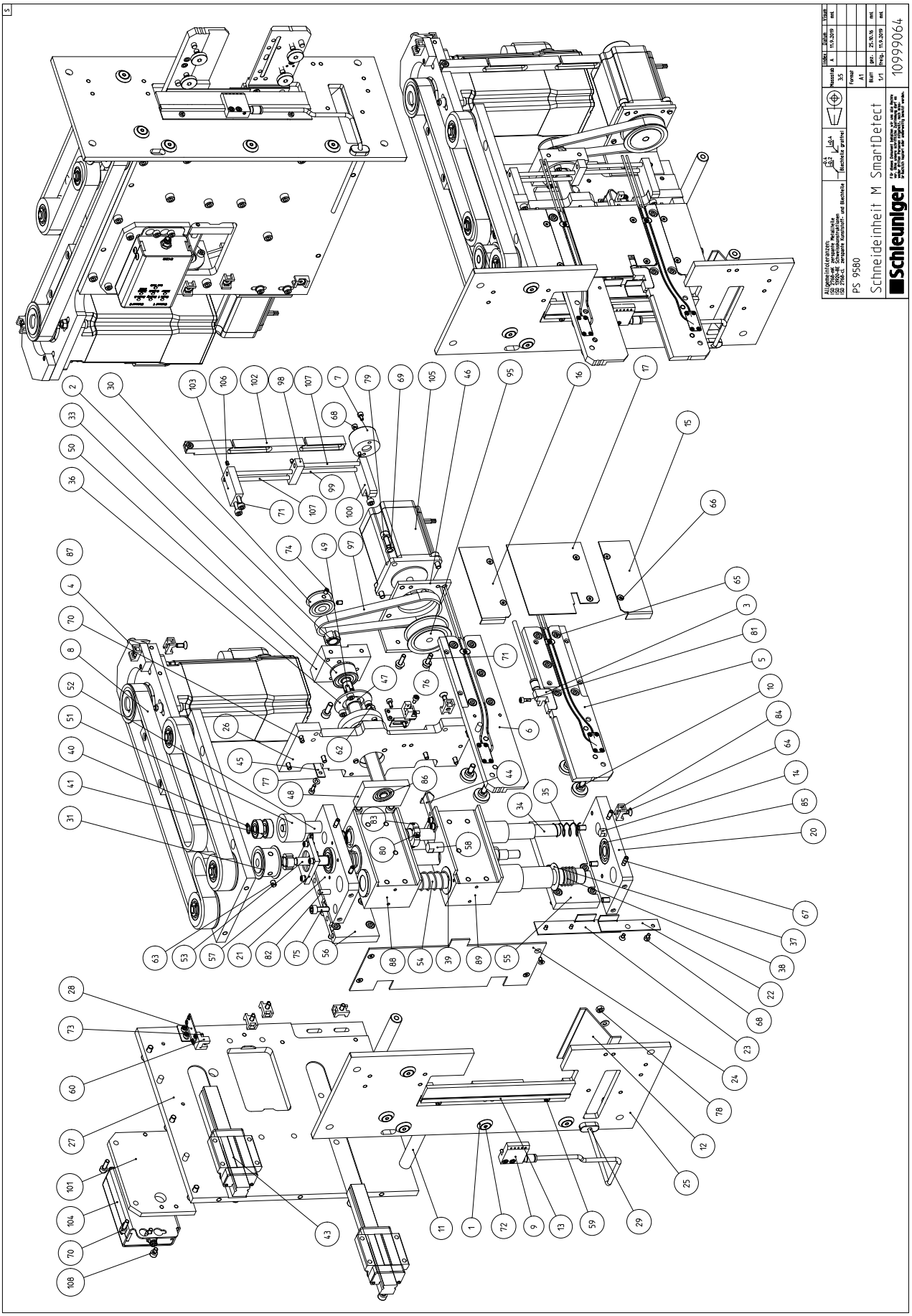
Schleuniger
PS 9580
Schneideinheit M SmartDetect
10999064

12.13 CUTTING UNIT MULTI BLADE SMARTDETECT, POS. 51-108 #10999064

Pos.	Parts	Drawing #	Further information
51	410246	7490718	
52	410245	7490717	
53	410255	7490712	
54	410431	7490707	
55	410241	7490706	
56	410240	7490705	
57	419104	7490702	
58	417756	7490659	
59	950013	950013	
60	485292	453193	
62	324498	324498	
63	319611	319611	
64	318156	318156	
65	317697	317697	
66	317338	317338	
67	317113	317113	
68	316541	316541	
69	316305	316305	
70	316220	316220	
71	316186	316186	
72	316184	316184	
73	316002	316002	
74	315944	315944	
75	315943	315943	
76	315830	315830	
77	315829	315829	
78	315823	315823	
79	315802	315802	
80	315797	315797	
81	315795	315795	
82	314753	314753	
83	301.9077	8437-1	
84	650.0189	650_0189	
85	250.0046	250_0046	
86	250.0005	250_0005	
88	410237	7490701	
89	410236	7490700	
95	444224	9999537	
97	494336	10998011	
98	494356	10990222	
99	494359	10990221	
100	494355	10990199	
101	494358	10990198	
102	469023	10990068	
103	469021	10990067	
104	454927	9299306	
105	468448	439191	
106	318404	318404	
107	315894	315894	
108	315799	315799	

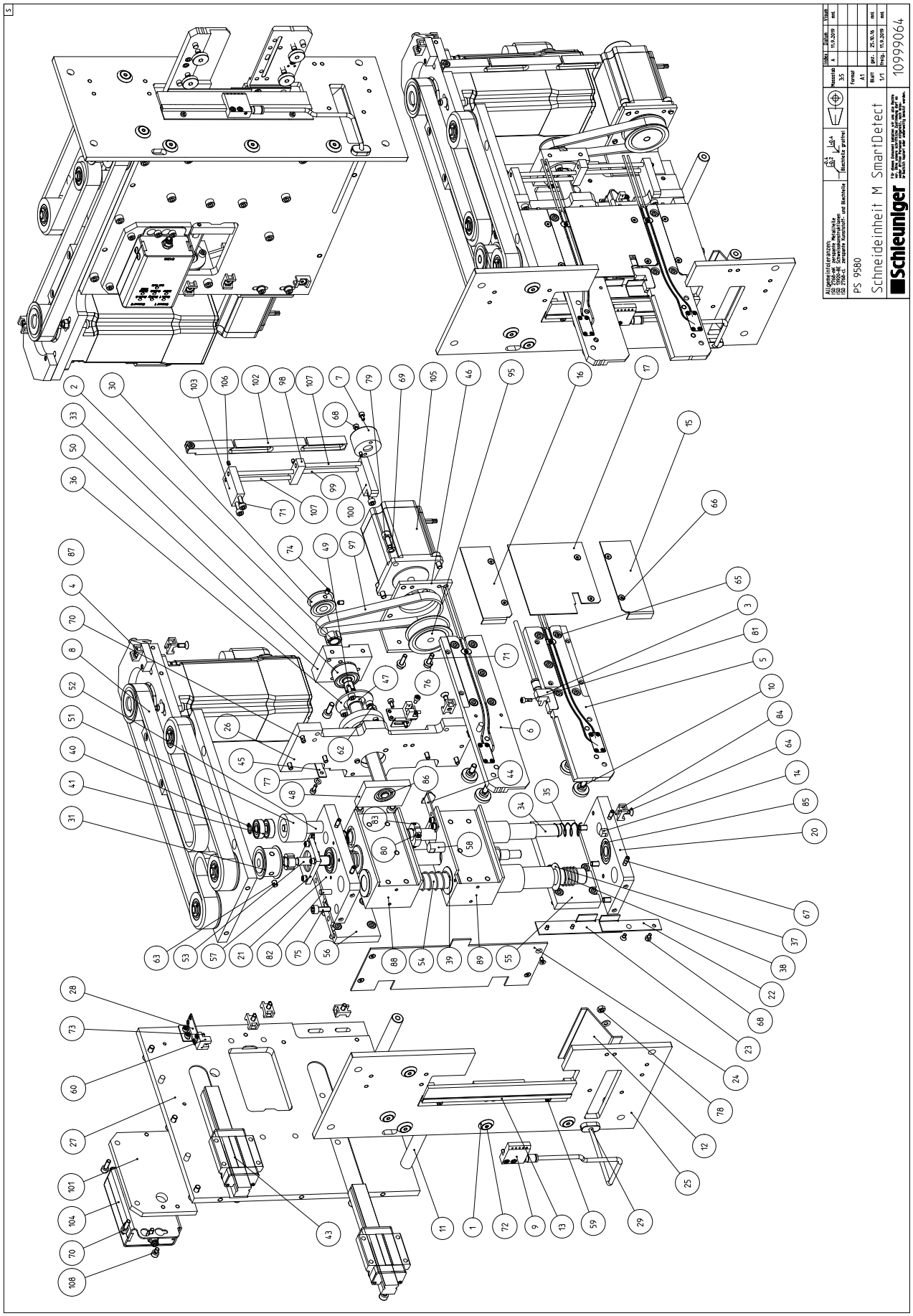
Schleuniger
PS 9580
Schneideinheit M SmartDetect
10999064

12.14 ROTARY INCISING UNIT #10999900

Pos.	Parts	Drawing #	Further information
1	468448	439192	
2	468771	10999908	
3	415171	10998906	
4	468770	10999914	
5	468775	10990908	
6	495038	10999916	
7	468791	10999909	
8	468788	10999903	
9	468809	10999901	
10	467629	8298030	
11	415170	8298017	
12	439178	453195	
13	408593	10998915	
14	468024	10998912	
15	468776	10990904	
16	439394	9990302	
17	468774	10998907	
18	468784	10999906	
19	468022	10998911	
20	414845	8290029	
21	468778	10990905	
22	468777	10990903	
23	317364	317364	
24	316541	316541	
25	316303	316303	
26	415525	7498927	
27	317360	317360	
28	315947	BN201-M4-1_8	
29	301.2082	4100	
30	316490	316490	
31	316358	316358	
32	301.1135	1723	
33	315802	315802	
34	650.0189	650_0189	
35	259.0123	259_0123	
36	316298	316298	
37	317365	317365	
38	316002	316002	
39	315944	315944	
40	315814	315814	

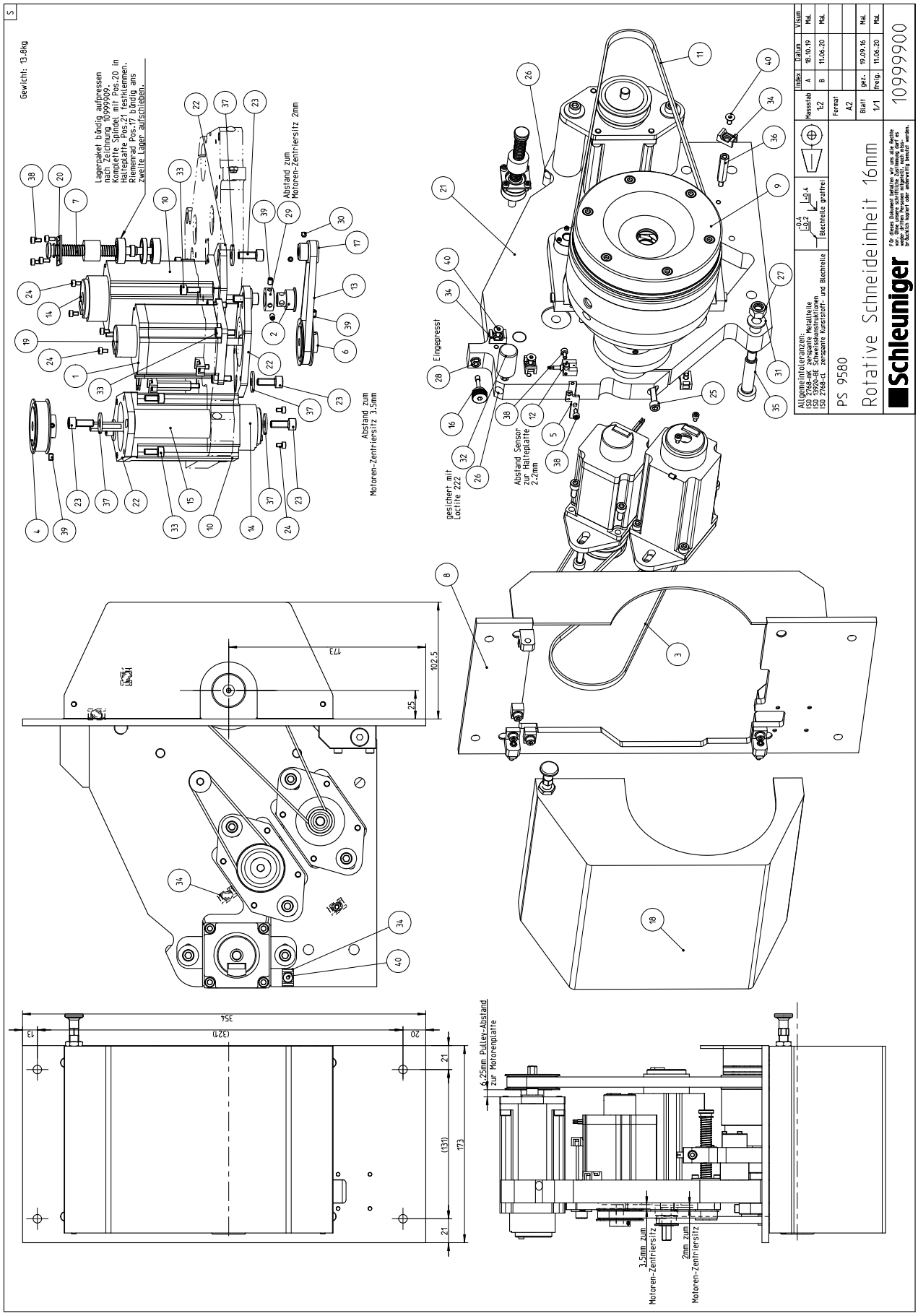
Gewicht: 13.8kg
Lagerpaket bündig aufgepressen
mit Zylinderstift 10999083.
Komplette Spindel mit Pos.20 in
Halteplatte Pos.21 festklemmen.
Riemenrad Pos.17 bündig ans
zweite Lager aufschieben.
Abstand zum
Motoren-Zentriersitz 2mm
Abstand zum
Motoren-Zentriersitz 3.5mm
Eingepresst
gesichert mit
Loctite 222
Abstand Sensor
zur Halteplatte
2.2mm
173
102,5
25
354
(321)
13
20
21
(131)
173
21
6.25mm Pulley-Abstand
zur Motorenplatte
3.5mm zum
Motoren-Zentriersitz
2mm zum
Motoren-Zentriersitz
Allgemeintoleranzen:
ISO 2768-mK zerspante Metallteile
ISO 13920-BF Schweißkonstruktionen
ISO 2768-cL zerspante Kunststoff- und Blechteile
Blechteile gratfrei
PS 9580
Rotative Schneideinheit 16mm
Schleuniger
F.d. diese Dokument behalten wir uns alle Rechte vor. Es darf weder vervielfältigt, noch an Dritte weitergegeben werden, es sei denn, dies ist ausdrücklich gestattet oder wird gesetzlich verlangt.
Maßstab 1:2
Format A2
Blatt 1/1
Index A B
Datum 18.10.19 11.06.20
gez. 19.09.16
freig. 11.06.20
Visum Mal. Mal. Mal. Mal.
10999900
MAT-Nr.: 468783

12.15 FRONT PLATE ROTARY INCISING UNIT #10999903

Pos.	Parts	Drawing #	Further information
1	468787	10999904	
2	0	0	
3	415022	8290075	
4	415023	8290071	
5	415024	8290025	
6	415525	7498927	
7	323776	323776	
8	319644	319644	
9	0	0	
10	316770	316770	
11	316186	316186	
12	0	0	
13	315830	315830	
14	315801	315801	

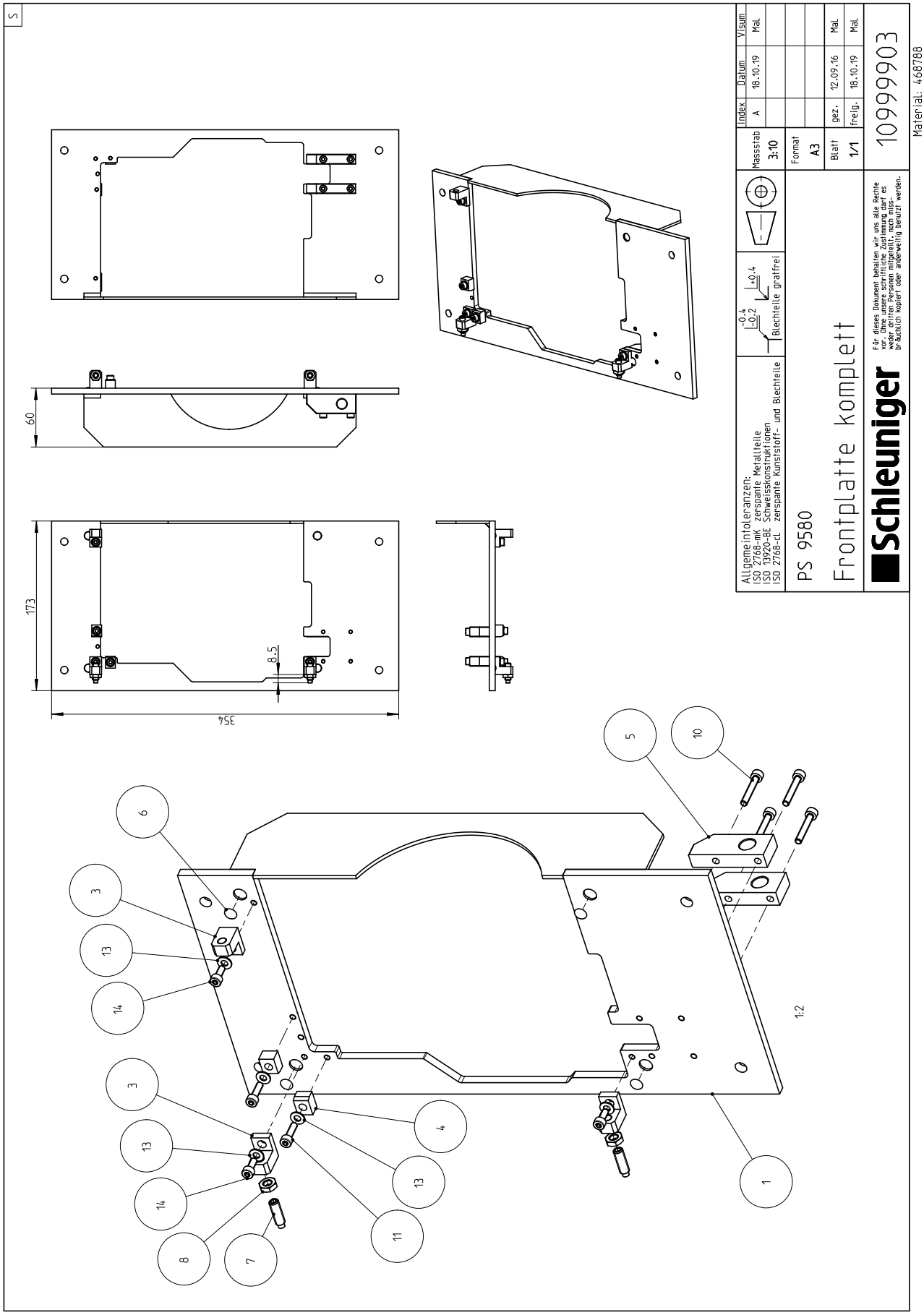
Allgemeintoleranzen:
ISO 2768-mK zerspante Metallteile
ISO 13920-BE Schweisskonstruktionen
ISO 2768-LL zerspante Kunststoff- und Blechteile
Blechteile gratfrei
Index
Datum
Visum
A
18.10.19
Mal
Massstab
3:10
Format
A3
Blatt
1/1
gez.
12.09.16
Mal
freig.
18.10.19
Mal
PS 9580
Frontplatte komplett
Schleuniger
10999903
Material: 468788
1:2
354
173
8.5
60

12.16 WIRE END MONITORING #10999800

Pos.	Parts	Drawing #	Further information
1	467608	10998800	
2	468545	10990802	
3	468543	10990801	
4	468544	10990800	
5	411221	7490891	
6	410322	7490886	
7	485292	453193	
8	318763	318763	
9	316541	316541	
10	316356	316356	
11	316220	316220	
12	315796	315796	

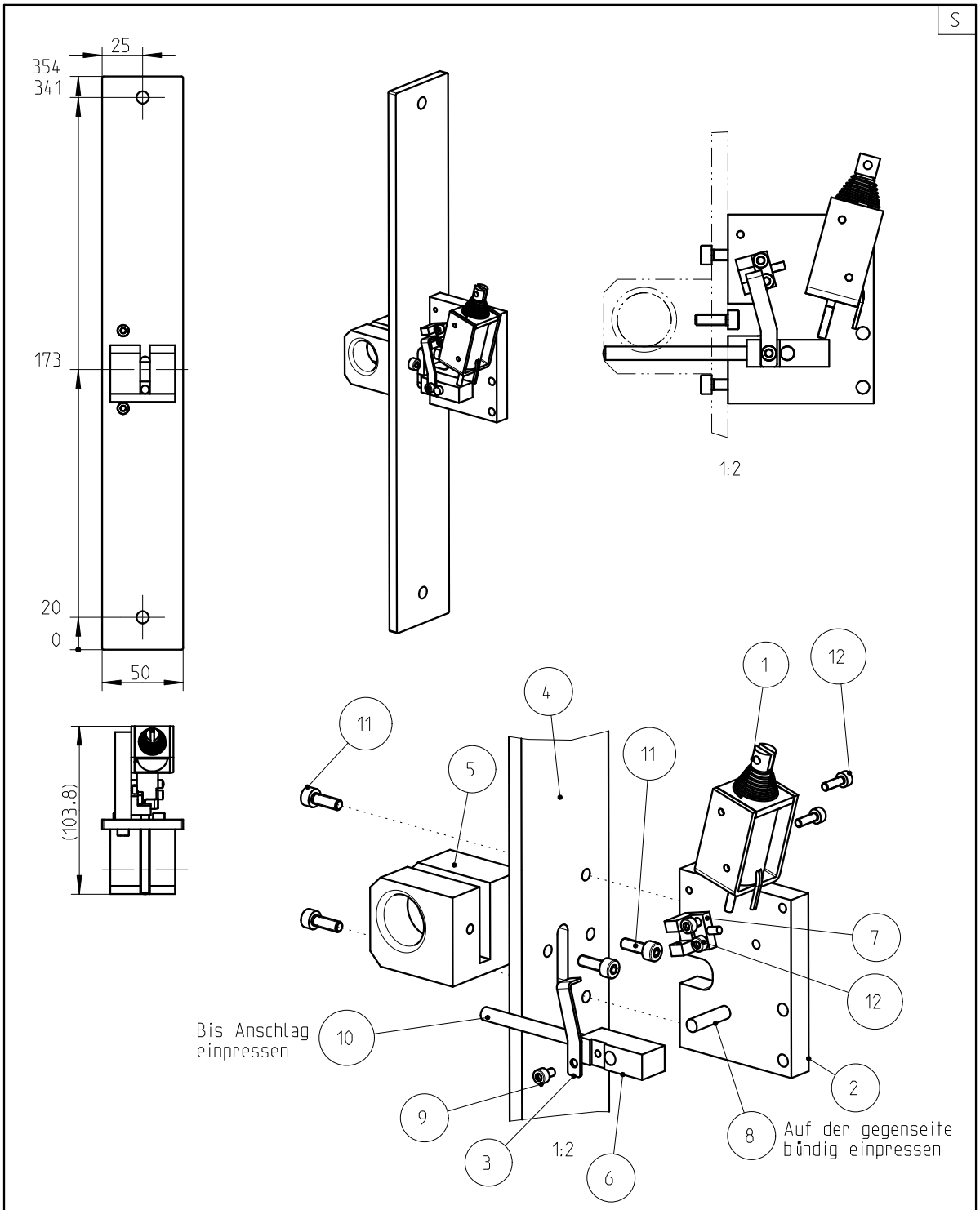

Allgemeintoleranzen: ISO 2768-mK zerspante Metallteile ISO 13920-BE Schweisskonstruktionen ISO 2768-cL zerspante Kunststoff- und Blechteile	-0.4 / -0.2	+0.4	Blechteile gratfrei	Massstab 3:10	Index A	Datum 21.10.2019	Visum mnl
PS 9580				Format A4			
Kabelendüberwachung				Blatt 1/1	gez.	26.09.16	MAL
					freig.	21.10.2019	mnl
Schleuniger	Für dieses Dokument behalten wir uns alle Rechte vor. Ohne unsere schriftliche Zustimmung darf es weder dritten Personen mitgeteilt, noch missbräuchlich kopiert oder anderweitig benutzt werden.			10999800			

12.17 REVOLVER GUIDE #10999820

Pos.	Parts	Drawing #	Further information
1	468751	10990822	
2	468572	10990821	
3	468570	10990820	
4	410450	7498352	
5	410323	7490887	
6	410320	7490884	
7	410316	7490870	
8	410314	7490869	
9	316541	316541	
10	316360	316360	
11	316220	316220	
12	315895	315895	
14	250.0005	250_0005	

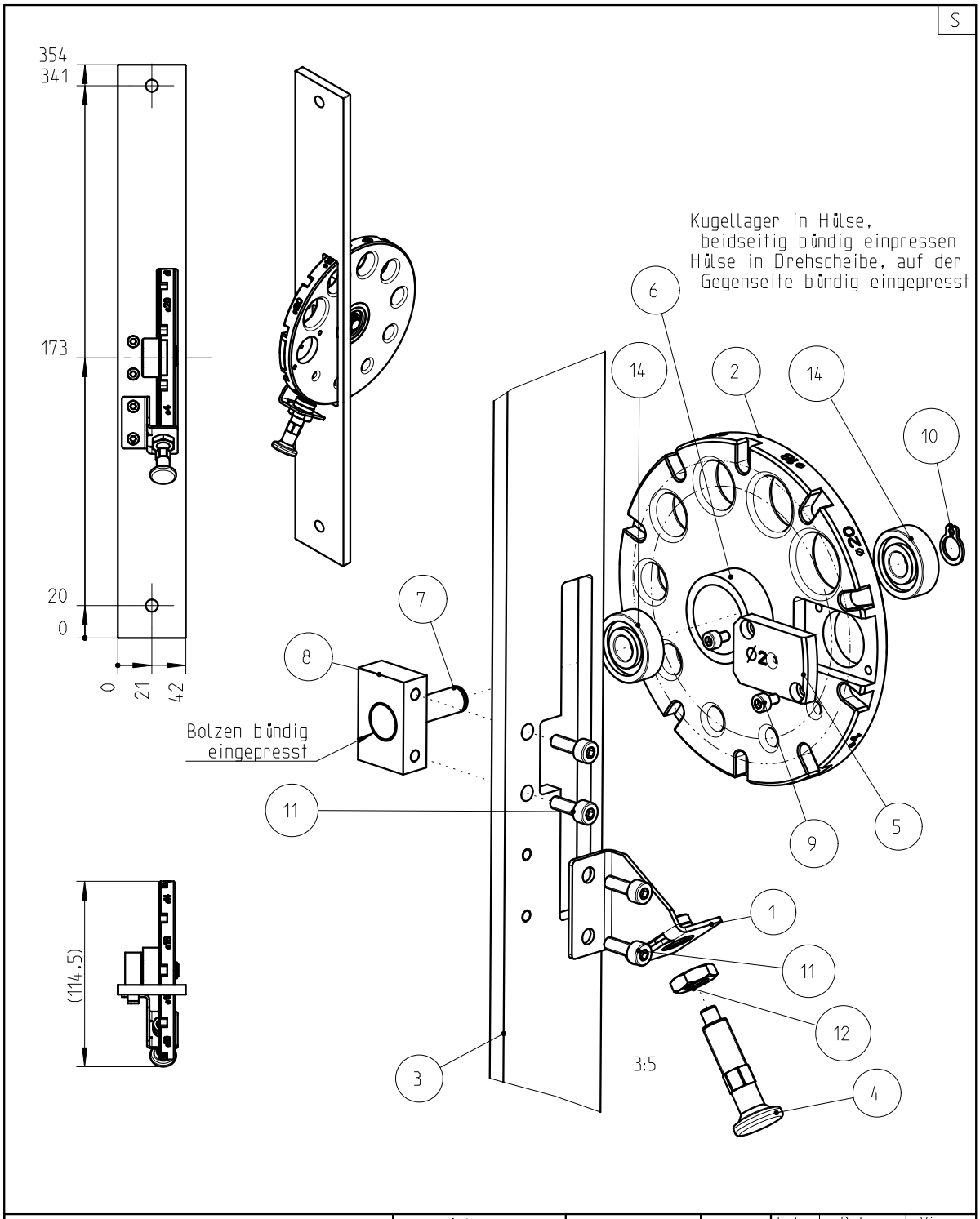

Allgemeintoleranzen: ISO 2768-mK zerspante Metallteile ISO 13920-BE Schweisskonstruktionen ISO 2768-cL zerspante Kunststoff- und Blechteile	-0.4 / -0.2 / +0.4 Blechteile gratfrei		Massstab 3:10	Index A	Datum 18.1.2018	Visum mnl
PS 9580			Format A4			
Revolverführung			Blatt 1/1	gez. freig.	26.09.16 18.1.2018	MaL mnl
Schleuniger	Für dieses Dokument behalten wir uns alle Rechte vor. Ohne unsere schriftliche Zustimmung darf es weder dritten Personen mitgeteilt, noch missbräuchlich kopiert oder anderweitig benutzt werden.		10999820			

12.18 RECOIL BRAKE #10999810

Pos.	Parts	Drawing #	Further information
1	N-1581	N-1581	
2	315833	BN-1277_M4	
3	256.0157	4698021A	
4	253.5029	4298001A	
5	256.0041	10998813	
6	415112	10998812	
7	415119	10998811	
8	410773	10998810	
9	468567	10990832	
10	468566	10990811	
11	468564	10990810	
12	415115	7498968	
13	411349	7498933	
14	411233	7498835	
15	256.0041	7498728	
16	256.0041	7498727	
17	256.0041	7498726	
18	411208	7490898	
19	411220	7490896	
20	411230	7490895	
21	411213	7490894	
22	411219	7490893	
23	411222	7490892	
24	411210	7490890	
25	950299	950299	
26	434177	434177	
27	434158	434158	
28	439180	400528	
29	316805	316805	
30	323312	323312	
31	319607	319607	
32	316531	316531	
33	316002	316002	
34	315822	315822	
35	315796	315796	
36	316040	316040	
37	256.0256	256_0256	
38	318766	318766	
39	318349	318349	

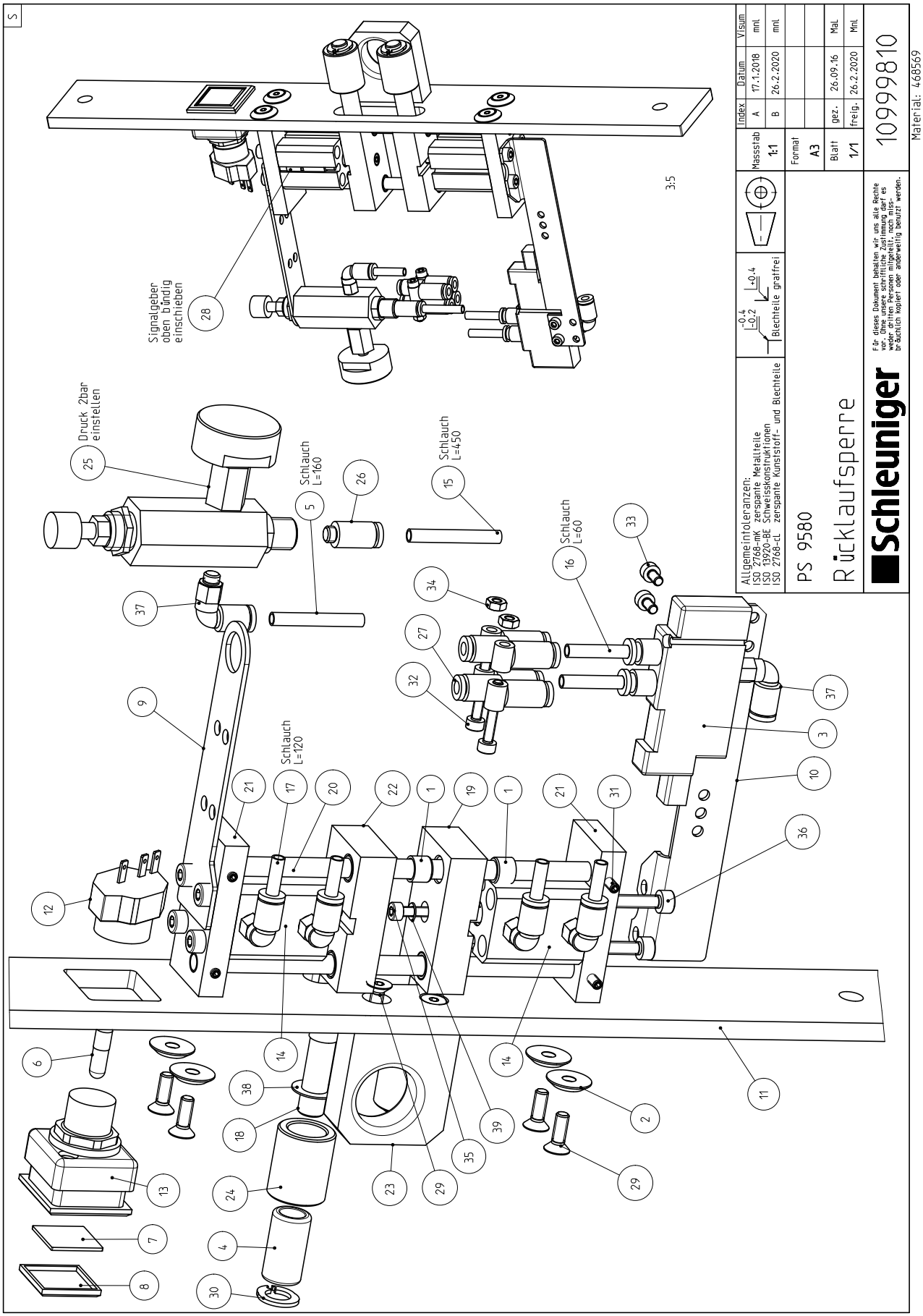
Signalgeber oben bündig einschieben
28
3:5
Druck 2bar einstellen
25
Schlauch L=160
5
26
Schlauch L=450
15
Schlauch L=60
16
33
34
27
32
37
9
Schlauch L=120
21
17
20
22
1
19
1
21
31
12
6
14
38
18
13
24
7
4
8
30
23
29
35
39
14
2
29
11
10
3
37
36
Allgemeintoleranzen:
ISO 2768-mK zerspante Metallteile
ISO 15920-BE Schweisskonstruktionen
ISO 2768-cL zerspante Kunststoff- und Blechteile
Blechteile gratfrei
Massstab
1:1
Format
A3
Index
A
B
Datum
17.1.2018
26.2.2020
Visum
mnl
mnl
Blatt
1/1
gez.
freig.
26.09.16
26.2.2020
Mal
Mnl
PS 9580
Rücklaufsperre
Schleuniger
Für dieses Dokument behalten wir uns alle Rechte vor. Ohne unsere schriftliche Zustimmung darf es weder dritten Personen mitgeteilt, noch missbräuchlich kopiert oder anderweitig benutzt werden.
10999810
Material: 468569

12.19 LENGTH MONITORING #10999830

Pos.	Parts	Drawing #	Further information
1	N-1400	N-1400	
2	256.0157	4698021A	
3	468567	10990832	
4	468701	10990831	
5	468702	10990830	
6	468566	10990811	
7	468703	10990834	
8	468705	10990833	
9	439554	9990880	
10	411233	7498835	
11	432622	7491503	
12	432623	7491502	
13	432624	7491501	
14	432731	7491500	
15	432627	7491498	
16	432728	7491497	
17	432726	7491495	
18	950299	950299	
19	468023	10998911	
20	435369	435369	
21	434177	434177	
22	434158	434158	
23	318349	318349	
24	316805	316805	
25	316531	316531	
26	316490	316490	
27	316041	316041	
28	316040	316040	
29	316002	316002	
30	315902	315902	
31	315833	315833	
32	315822	315822	
33	315795	315795	
34	256.0256	256_0256	
35	250.0003	250_0003	

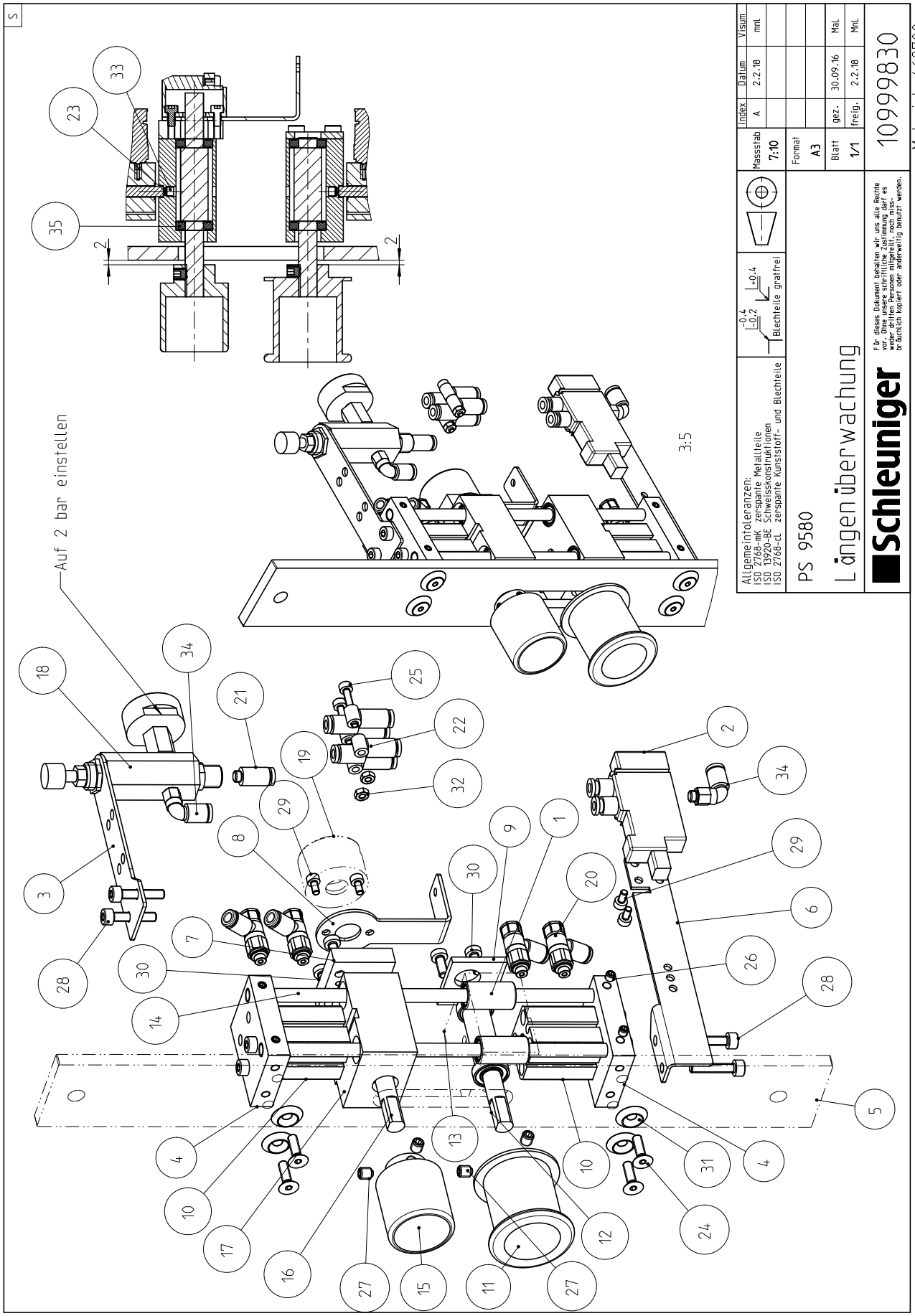
Auf 2 bar einstellen
3:5
Allgemeintoleranzen:
ISO 2768-mK zerspante Metallteile
ISO 13920-BE Schweisskonstruktionen
ISO 2768-cL zerspante Kunststoff- und Blechteile
Blechteile gratfrei
Massstab 7:10
Format A3
Blatt 1/1
Index A
Datum 2.2.18
Visum mnL
gez. 30.09.16 MaL
freig. 2.2.18 MnL
PS 9580
Längenüberwachung
Schleuniger
10999830
Material: 468700

12.20 SWIVEL GUIDE #10997803

Pos.	Parts	Drawing #	Further information
1	N -9135	N-9135	
3	468539	10997805	
4	468022	10998911	
5	419725	7499362	
6	-	7499360	
7	410448	7498350	
8	468538	10997806	
9	410330	7490367	
11	410335	7490365	
12	410328	7490359	
13	410327	7490354	
14	410326	7490350	
15	468492	10990122	
16	468494	10990121	
18	323312	323312	
19	318766	318766	
20	468493	10990120	
21	318156	318156	
22	318123	318123	
23	468448	439192	
24	316541	316541	
25	316575	316575	
26	316405	316405	
27	316223	316223	
28	316039	316039	
29	316034	316034	
30	315901	315901	
31	315831	315831	
32	316305	316305	
33	315823	315823	
34	429808	316042	
35	315799	315799	
36	315795	315795	
37	314800	314800	
38	315802	315803	
39	301.7037	8836	
40	650.0189	650_0189	
41	257.0031	257_0031	
42	250.0005	250_0005	

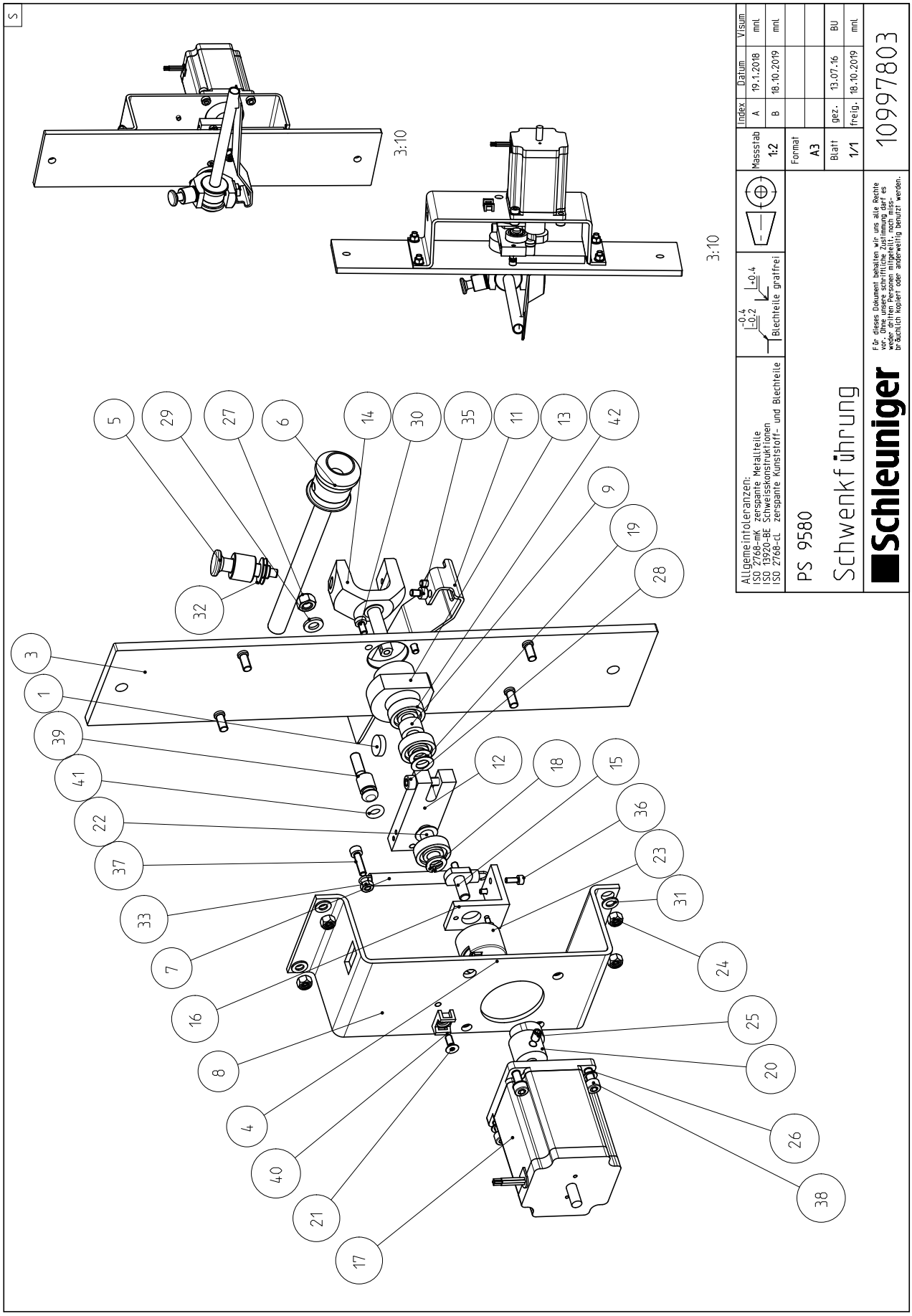
3:10
3:10
5
29
27
6
14
30
35
11
13
42
9
19
28
32
3
1
39
41
22
37
33
7
16
8
4
40
21
17
12
18
15
36
23
31
24
25
20
26
38
Allgemeintoleranzen:
ISO 2768-mK zerspante Metallteile
ISO 13920-BE Schweisskonstruktionen
ISO 2768-cL zerspante Kunststoff- und Blechteile
Blechteile gratfrei
Massstab 1:2
Format A3
Blatt 1/1
Index A B
Datum 19.1.2018 18.10.2019
Visum mnl. mnl.
gez. 13.07.16 BU
freig. 18.10.2019 mnl.
PS 9580
Schwenkführung
Schleuniger
Für dieses Dokument behalten wir uns alle Rechte vor. Ohne unsere schriftliche Zustimmung darf es weder anderen Personen mitgeteilt, noch nicht bereits rechtlich kopiert oder anderweitig benutzt werden.
10997803

12.21 LINEAR GUIDE Y-AXIS #10999016

Pos.	Parts	Drawing #	Further information
1	N- 1403	N-1403	
2	468710	10999018	
3	468022	10998911	
4	468906	10990138	
5	0	10990126	
6	468711	10990031	
7	468712	10990030	
8	468726	10990029	
9	468725	10990028	
10	768724	10990027	
11	468721	10990026	
12	468719	10990025	
13	449014	9990655	
14	466753	9990102	
16	410450	7498352	
17	410309	7490729	
18	410306	7490644	
19	411993	7490635	
20	410312	7490629	
21	0	7490621	
22	410279	7490620	
23	485292	453193	
24	468448	439192	
25	402762	402762	
27	317859	317859	
30	316770	316770	
32	316444	316444	
33	316305	316305	
34	316220	316220	
35	316002	316002	
36	315944	315944	
37	315943	315943	
38	315895	315895	
39	315814	315814	
40	315802	315802	
41	650.0189	650_0189	
42	252.0007	252_0007	
43	319045	319045	
44	319045	319045	
45	316183	316183	
46	316038	316038	
47	316034	316034	
48	315799	315799	
49	495007	10990999	

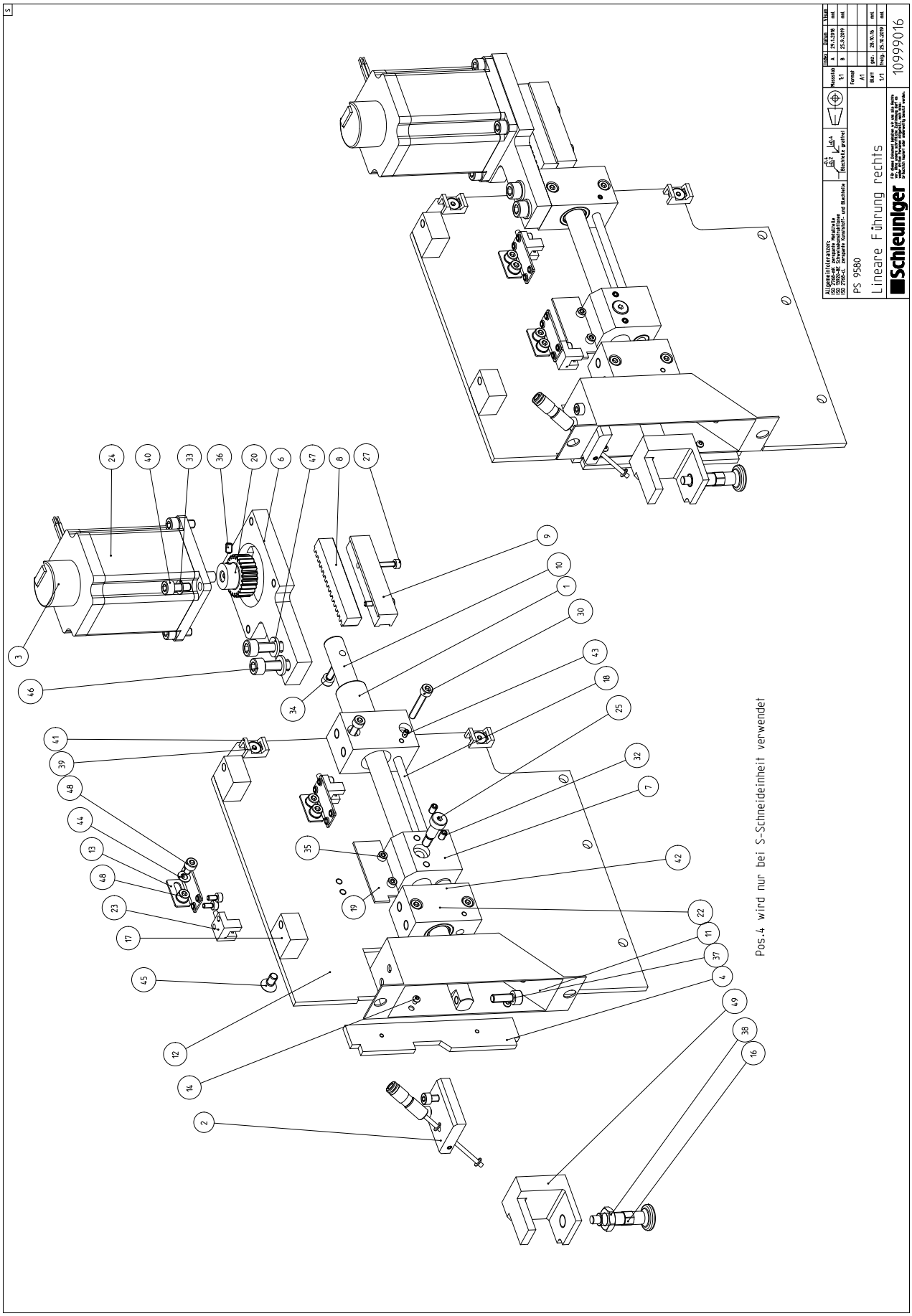
Schleuniger
PS 9580
Lineare Führung rechts
10999016
Pos.4 wird nur bei S-Schneideinheit verwendet

12.22 AIR JET UNIT #10999044

Pos.	Parts	Drawing #	Further information
1	256.0041	10998005	
2	468654	10990034	
4	950089	950089	
5	319606	319606	
6	315797	315797	

S

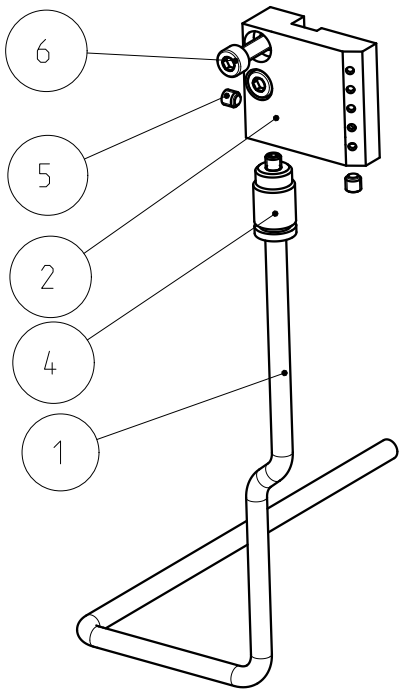

Allgemeintoleranzen:
ISO 2768-mK zerspante Metallteile
ISO 13920-BE Schweisskonstruktionen
ISO 2768-cL zerspante Kunststoff- und Blechteile

-0.4
-0.2
+0.4
Blechteile gratfrei

Massstab	Index	Datum	Visum
4:5	A	30.10.2019	mnl
	B	15.1.2020	mnl
Format			
A4			
Blatt	gez.	09.11.16	mnl
1/1	freig.	15.1.2020	mnl

PS 9580

Luftstrahleinheit links

Schleuniger

Für dieses Dokument behalten wir uns alle Rechte vor. Ohne unsere schriftliche Zustimmung darf es weder dritten Personen mitgeteilt, noch missbräuchlich kopiert oder anderweitig benutzt werden.

10999044

12.23 PNEUMATIC STANDARD #10999840

Pos.	Parts	Drawing #	Further information
1	495864	10999842	
2	256.0043	10998847	
3	256.0041	10998845	
4	256.0041	10998843	
5	256.0041	10998842	
6	495865	10990843	
7	495305	495305	
8	434162	434162	
9	434161	434161	
10	411565	411565	
11	316531	316531	
12	316040	316040	
13	316002	316002	
14	315802	315802	
15	256.0256	256_0256	
16	256.0207	256_0207	
17	256.0157	256_0157	
18	256.0077	256_0077	

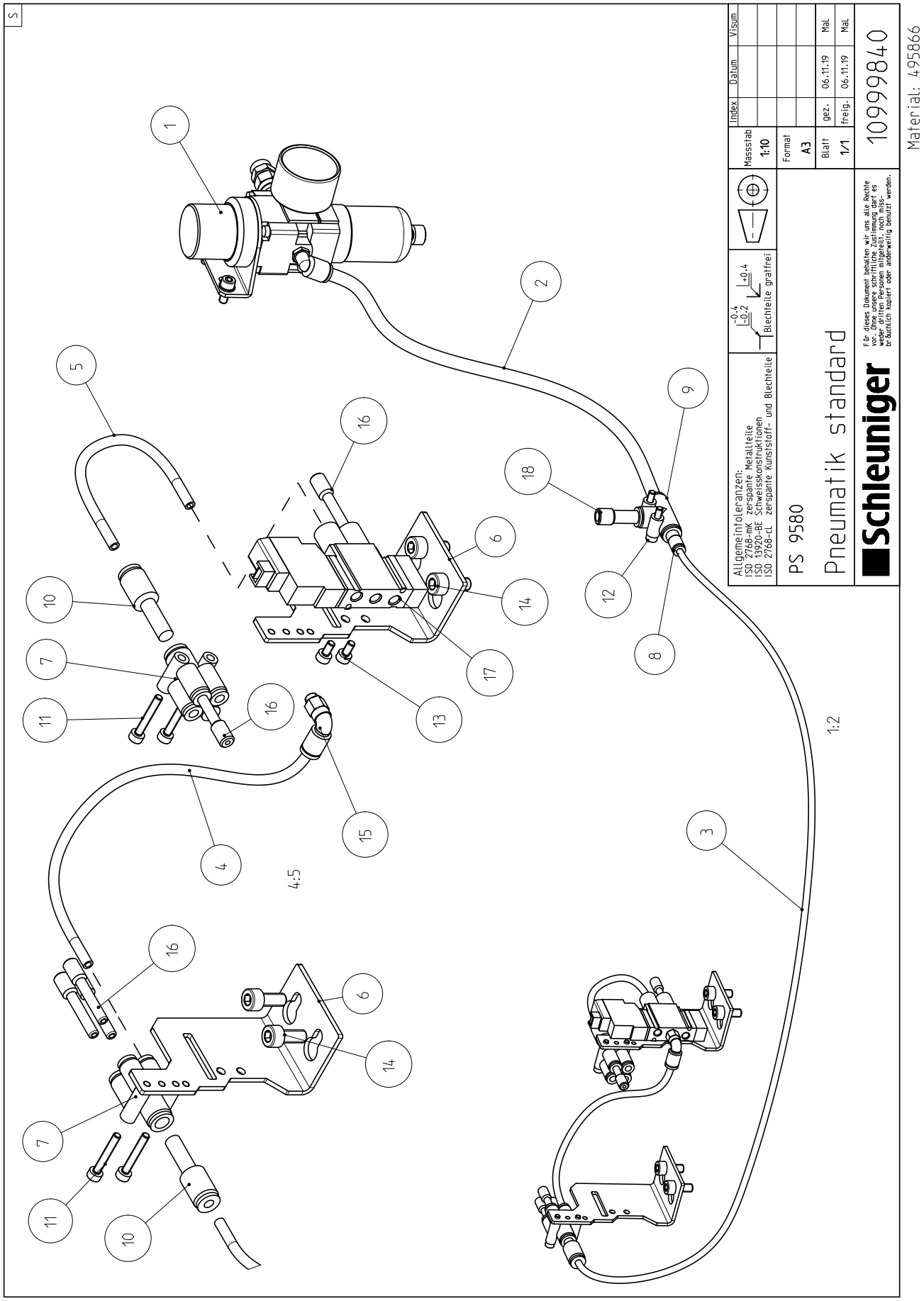
Allgemeintoleranzen:
ISO 2768-mK zerspante Metallteile
ISO 13920-BE Schweisskonstruktionen
ISO 2768-cL zerspante Kunststoff- und Blechteile
Blechteile gratfrei
Massstab 1:10
Format A3
Blatt 1/1
Index
Datum
Visum
gez. 06.11.19 MaL
freig. 06.11.19 MaL
PS 9580
Pneumatik standard
Schleuniger
10999840
Für dieses Dokument behalten wir uns alle Rechte vor. Ohne unsere schriftliche Zustimmung darf es weder unbefugt weitergegeben noch auf irgendeine Art und Weise kopiert oder anderweitig benutzt werden.
4:5
1:2
Material: 495866

12.24 JAM DETECTOR #10999915

Pos.	Parts	Drawing #	Further information
1	315798	315798	
2	434274	9998904	
3	440338	9998905	
4	440338	9998906	
5	435657	8698351	
6	439184	9998904	
7	317114	317114	
8	468672	10990972	
9	468667	10990973	
10	468669	10990974	
11	315814	315814	
12	400878	400878	
13	315830	315830	
14	495893	10991080	
15	316411	316411	

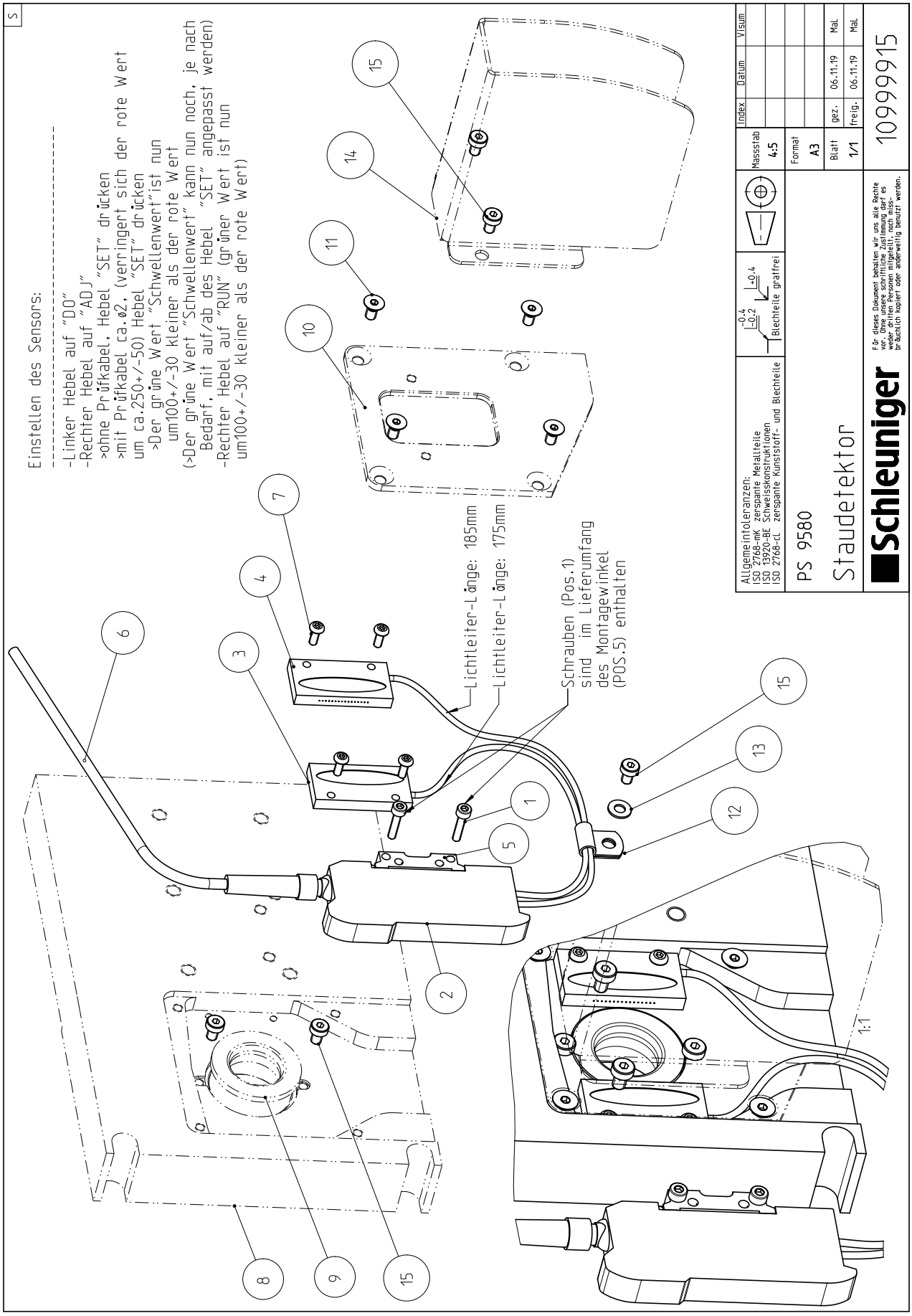
Einstellen des Sensors:
-Linker Hebel auf "DO"
-Rechter Hebel auf "ADJ"
>ohne Prüfkabel, Hebel "SET" drücken
>mit Prüfkabel ca.ø2, (verringert sich der rote Wert um ca.250+/-50) Hebel "SET" drücken
>Der grüne Wert "Schwellenwert"ist nun um100+/-30 kleiner als der rote Wert
(>Der grüne Wert "Schwellenwert" kann nun noch, je nach Bedarf, mit auf/ab des Hebel "SET" angepasst werden)
-Rechter Hebel auf "RUN" (grüner Wert ist nun um100+/-30 kleiner als der rote Wert)
Lichtleiter-Länge: 185mm
Lichtleiter-Länge: 175mm
Schrauben (Pos.1) sind im Lieferumfang des Montagewinkel (POS.5) enthalten
1:1
Allgemeintoleranzen:
ISO 2768-mK zerspante Metallteile
ISO 13920-BE Schweisskonstruktionen
ISO 2768-cL zerspante Kunststoff- und Blechteile
Blechteile gratfrei
Massstab 4:5
Format A3
Blatt 1/1
gez. 06.11.19 MaL
freig. 06.11.19 MaL
Index Datum Visum
PS 9580
Staudetektor
Schleuniger
Für dieses Dokument behalten wir uns alle Rechte vor. Ohne unsere schriftliche Zustimmung darf weder an Dritte weitergegeben, noch muss es brachlich kopiert oder anderweitig benutzt werden.
10999915
Material: 495959

12.25 BOOSTER CUTTING UNIT #10999019

Pos.	Parts	Drawing #	Further information
1	468903	10990142	
2	468550	10990078	
3	468555	10990076	
4	468549	10990075	
5	468548	10990074	
6	468551	10990073	
7	468556	10990039	
8	433812	7498776	
9	433826	7498774	
10	433822	7498773	
11	950013	950013	
12	402126	402126	
13	400528	400528	
14	318405	318405	
15	318404	318404	
16	318122	318122	
17	316771	316771	
18	316541	316541	
19	316540	316540	
20	315800	315800	
21	256.0256	256_0256	

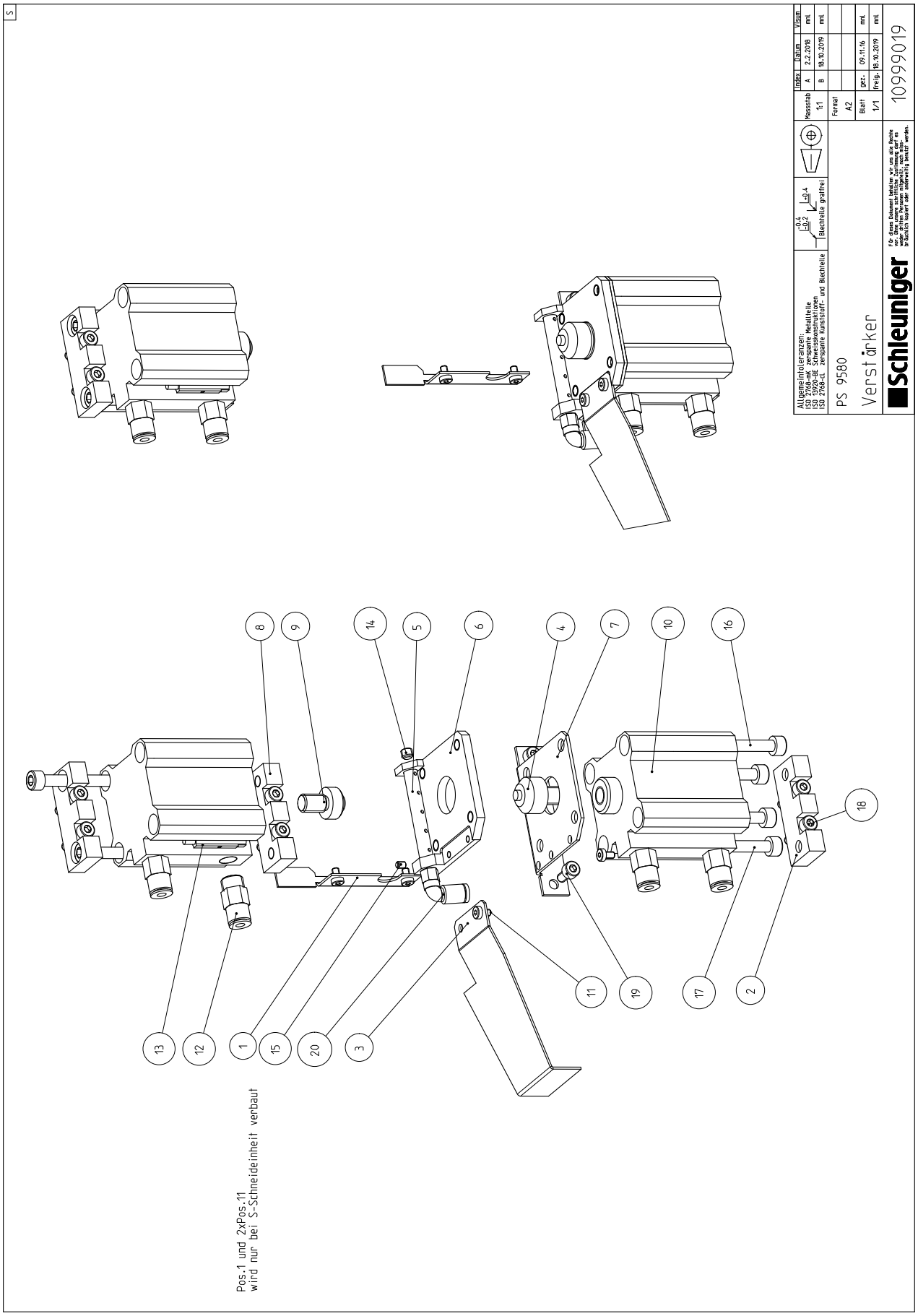
Allgemeintoleranzen:
ISO 2768-mK zerspante Metallteile
ISO 13920-B Schweißkonstruktionen
ISO 2768-cL zerspante Kunststoff- und Blechteile
Blechteile gratfrei
Massstab 1:1
Format A2
Blatt 1/1
Index A B
Datum 2.2.2018 18.10.2019
Visum mnt mnt
PS 9580
Verstärker
gez. 09.11.16 mnt
freig. 18.10.2019 mnt
10999019
Schleuniger
Pos.1 und 2xPos.11
wird nur bei S-Schneideinheit verbaut
1
2
3
4
5
6
7
8
9
10
11
12
13
14
15
16
17
18
19
20

12.26 PNEUMATIC BOOSTER CUTTING UNIT #10999844

Pos.	Parts	Drawing #	Further information
1	495946	10998848	
2	256.0043	10998846	
3	256.0042	10998844	
4	256.0041	10998842	
5	256.0042	10998841	
6	256.0042	10998840	
7	495865	10990843	
8	495943	10990840	
9	485055	485055	
10	496974	496974	
11	434167	434167	
12	434165	434165	
13	434158	434158	
14	434156	434156	
15	316531	316531	
16	316002	316002	
17	315802	315802	
18	256.0172	256_0172	
19	256.0157	256_0157	
20	1.0016	1_0016	

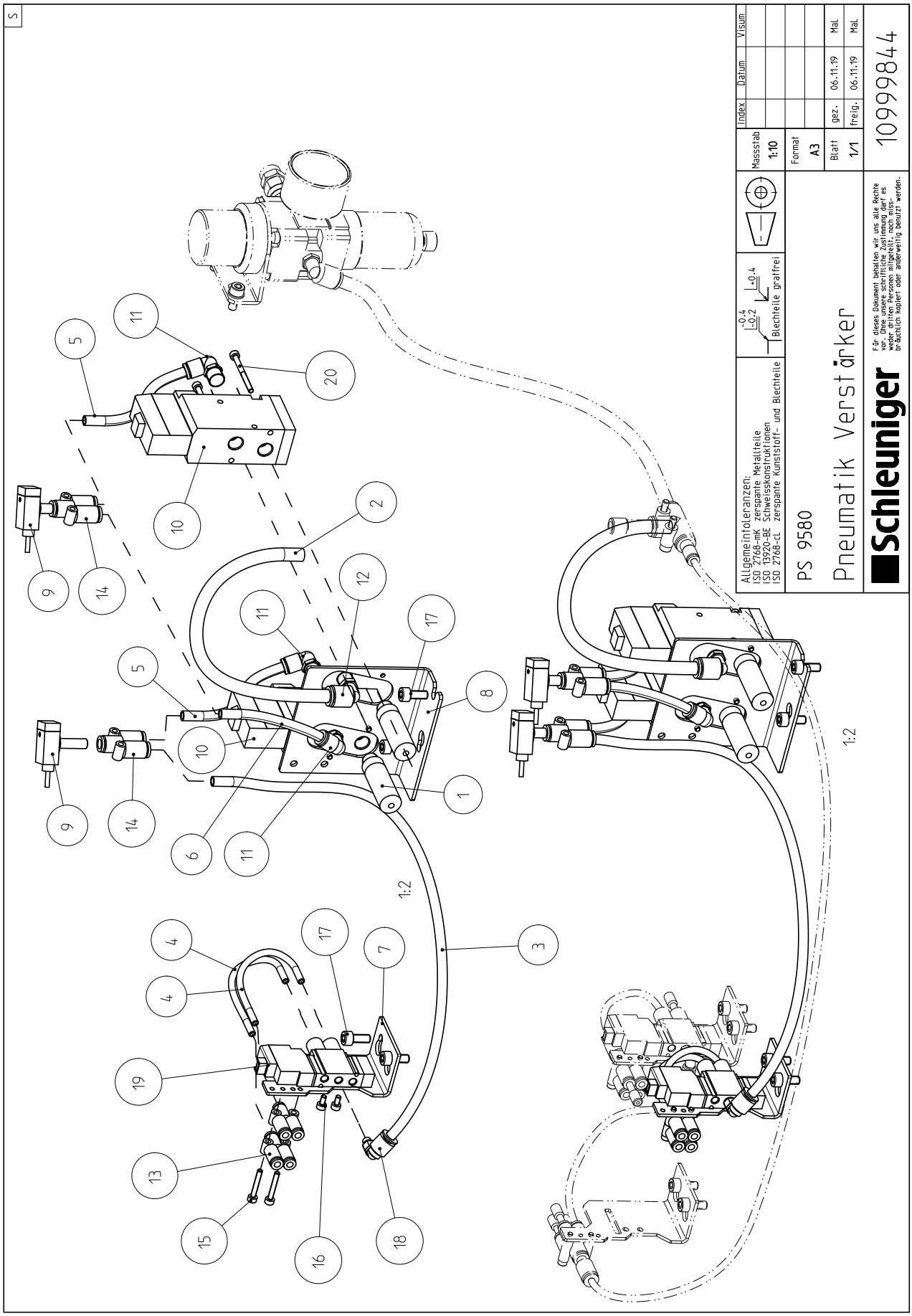
Allgemeintoleranzen:
ISO 2768-mK zerspante Metallteile
ISO 13920-BE Schweisskonstruktionen
ISO 2768-cL zerspante Kunststoff- und Blechteile
Blechteile gratfrei
Index
Datum
Visum
Massstab
1:10
Format
A3
Blatt
1/1
gez.
06.11.19
MaL
freig.
06.11.19
MaL
PS 9580
Pneumatik Verstärker
Schleuniger
10999844
Für dieses Dokument behalten wir uns alle Rechte vor. Ohne unsere schriftliche Zustimmung darf es weder dritten Personen mitgeteilt, noch insbesondere kopiert oder anderweitig benutzt werden.
Material: 495947
1:2
1:2